

# Checklist: Before You Arrive



Print and use this checklist to get the maximum benefit from this event.

## Academics



1. Review the online 2008–09 SPU Undergraduate Catalog ([www.spu.edu/acad/UGCatalog/20089/](http://www.spu.edu/acad/UGCatalog/20089/), available April 1)

Focus especially on the following sections:

- Student Life.
- Academic Policies and Procedures.
- Baccalaureate Degree Requirements. (Carefully review the degree requirements and identify several courses of interest in your intended major or the Exploratory Curriculum.)
- **Transfer students**, please review the "Transfer Student Information" in the Admissions section. You should also read the information regarding your intended major.



2. Read the University Seminar course descriptions ([www.spu.edu/acad/usem/courses.asp](http://www.spu.edu/acad/usem/courses.asp)).

Incoming freshmen who have not completed the Direct Transfer Agreement associate degree should identify several seminars of interest. Once you have completed the online tutorial, you will be enrolled in a University Seminar. You will enroll in only one seminar, but because class size is limited to 20, it's a good idea to identify four or five options.



3. Complete the academic module of the online tutorial "Earning your Undergraduate Degree at SPU." To access this tutorial, go to <http://learn.spu.edu>.

Login with your SPU email username and password. Then follow the steps outlined in the tutorial. After completion, you will know which placement tests, if any, you will need to take prior to attending your event.


Your confirmation booklet will include:

- The location and time of your event.
- Checklist for next steps.
- Information about accessing SPU technology.
- Information for students requiring special assistance.




4. Complete the Foreign language and/or chemistry test(s) if applicable.


## Checklist: Continued

 5. Have current, official transcripts and/or test scores sent to the Office of Admissions (<http://www.spu.edu/depts/ugadm/makecontact/contactus.asp>).

 6. Arrive on Time!

## Financial Aid

 1. Review "Costs and Financial Aid" in the 2008–09 SPU Undergraduate Catalog.

 2. Make your \$200 advance payment to the Office of Undergraduate Admissions.

### Financial aid recipients:

- Review your "Offer of Financial Assistance."
- Review the Guide to Student Accounts and Financial Aid
- Submit all requested documents listed at the bottom of your "Offer of Financial Assistance."
- Review the Students Accounts and Financial Aid module of the online tutorial.

If you have questions about your financial aid, call Student Financial Services toll free at 800-737-8826, or 206-281-2061.