



Creating and sharing a Start-Page

- Frustrated with your start or homepage for the web?
- Too many clicks to get to web pages frequently accessed?
- Emailing the same documents and web links over and over?
- Need access to the latest information from discipline publications?

David Wicks | Assistant Professor | Director of Instructional Technology Services | Seattle Pacific University | dwicks@spu.edu

Workshop Objectives

- Learn what a Start-Page is and see examples
- Compare features of various Start-Page tools
- Create a Start-Page with Pageflakes
- Learn how to access and share your Start-Page from other computers

2

What is a Start-Page?

- Customizable web page used as home page
- a.k.a. widget page, web desktop, customizable portal, diy website
- Page customized with
 - Widgets (flakes) – interactive applications
 - RSS feeds – view content from other web sites
- Should include community feature to allow sharing of Start-Page with others

3

Uses for Start-Pages

- Share important documents and web links
- Add feeds from professional publications and personal interests
- Add gadgets like podcasts and pictures to your Start-Page
- Access important links and documents from other computers
- Share your page with students and peers

4

Examples

- <http://teacher.pageflakes.com/cguenter>
- <http://teacher.pageflakes.com/dwicks>

5

Comparing Start-Page tools

Vendor	Content	Customization	Community
iGoogle	Yes	limited	?
Netvibes	Yes	Yes	Yes
Pageflakes	Yes	Yes	Yes

- Pageflakes and the latest version Netvibes have similar features.
- Chose Pageflakes because:
- Includes template for educators.
- Layout includes images when used in feed
- Expect all start-page tools to make “dog year” improvements.

Source: <http://www.cnet.com.au/software/internet/0,239029524,339286371,00.htm>

6

How do I create a Start-Page?

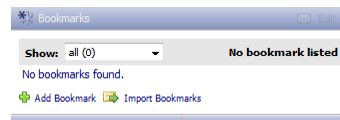
1. Go to <http://teacher.pageflakes.com/>
2. Click on the *sign up* link
3. Complete application
4. Skip find friends step if using SPU email address

Page created should be displayed and is ready to be customized

7

How do I add web links?

1. Click on the gold flake icon
2. Click on the *Bookmarks* icon under *Educational Tools*
3. Close Flakes window
4. Click Add Bookmark to begin adding links to websites

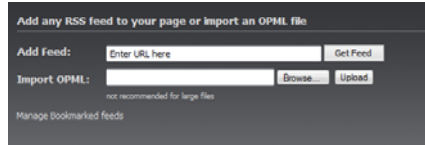


8

How do I add feeds from professional publications?

Professional publication must have RSS Feed

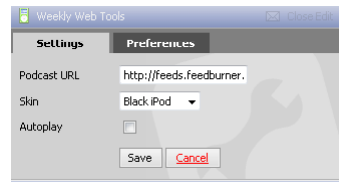
1. Navigate to professional publication website
2. Find and copy RSS feed
3. Navigate to your Pageflakes page
4. Click the Gold Flake
5. Click *Add RSS Feed*
6. Paste RSS Feed in *Add Feed* box
7. Click *Get Feed* button
8. Close Flakes window



9

How do I add podcasts and pictures to my Start-Page?

- Podcasts can be added using Add Flake
- Choose *Educational Podcast* and then edit it and include podcast feed
- Images can be added if you have a Flickr account or can use a search term with existing Flickr images

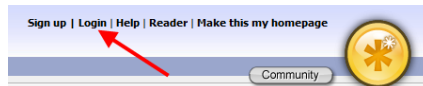


10

How do I access my Start-Page from other computers?

1. Go to <http://teacher.pageflakes.com>
2. Click login
3. Use email address and password to login

Consider making Pageflakes your home page on all computers you regularly use

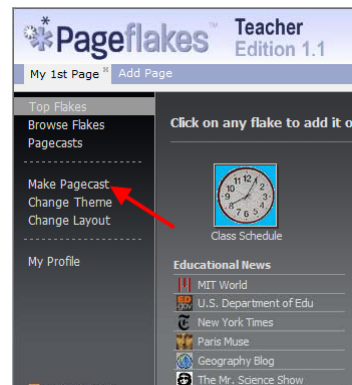


11

How do I share my Start-Page with students and peers

1. Create a Pagecast
2. Click on Gold Flakes button
3. Choose setting – recommend (Public Pagecast)

Share URL or email Pagecast on demand



12

Questions?

David Wicks

dwicks@spu.edu

206.281.2290

13