

SPU MEN'S SOCCER RECORD BOOK



TEAM RECORDS

All-Time Team Records

Championships

NCAA Division II	1978, 1983, 1985, 1986, 1993 (NCAA Record)
NCAA Division II Regional	1974, 1975, 1977, 1978, 1979, 1983, 1984, 1985, 1986, 1990, 1992, 1993, 1994, 1998
Pacific West Conference	1998, 1999, 2000
Northwest Collegiate Soccer Conference	1974, 1980, 1990, 1991, 1993

17-Game Unbeaten Streak (15-0-2)

10/22/86	Simon Fraser	2-1
10/29/86	Seattle University	9-0
11/1/86	at Puget Sound	4-0
11/5/86	Washington (overtime)	2-2
11/15/86	Chico State (tiebreaker)	1-0
11/22/86	at Cal St. Northridge	2-1
11/29/86	Bridgeport	2-1
12/6/86	Oakland	4-1
9/3/87	Southern Cal Coll.	6-0
9/4/87	Pacific Lutheran	2-1
9/5/87	Simon Fraser	4-0
9/8/87	at Jacksonville	4-0
9/10/87	at Rollins	1-0
9/12/87	at Barry (overtime)	1-1
9/17/87	at Hofstra	6-2
9/19/87	at C.W. Post	4-0
9/22/87	UC Davis (overtime)	2-0

Wins & Losses

Season Wins	20	1985 (23 games)
Regular Season Wins	17	1985 (20 games), 1987 (22 games)
Highest Winning Percentage	.870	1985 (20-3-0)
Consecutive Wins	9	1986-87, 1991, 1992, 2000
Consecutive Home Wins	22	1991-94
Consecutive Road Wins	5	Four times, last in 1992-93)
Consecutive Games Unbeaten	17	1986-87 (15-0-2)
Consecutive Home Games Unbeaten	37	1989-94 (35-0-2)
Consecutive Road Games Unbeaten	18	1979-81 (11-0-7)
Overtime Wins, Season	4	1993
Ties, Season	5	1974, 1975, 1980
Fewest Losses, Season	2	1987 (24 games); 1993 (21 games)
Most Losses, Season	8	1989, 1996, 1997
Consecutive Losses	6	1969-70
Consecutive Home Losses	6	1969-70
Consecutive Road Losses	8	1968-70
Consecutive Games Winless	17	1969-71 (0-12-5)
Consecutive Home Games Winless	12	1969-71 (0-9-3)
Consecutive Road Games Winless	12	1968-71 (0-10-2)
Lowest Winning Percentage	.125	1969 (1-7-0)
Largest Margin of Victory	15-0	vs. Seattle University, 1987
Largest Margin of Defeat	0-9	vs. Western Washington, 1970

22-Game Home Win Streak

11/6/91	Washington	3-2
11/23/91	Cal Poly SLO (forfeit)	3-3
9/30/92	Seattle University	1-0
10/7/92	Whitworth	3-0
10/9/92	The Master's	3-0
10/14/92	Simon Fraser	6-0
10/17/92	Western Washington	8-1
10/21/92	Pacific Lutheran	7-1
10/28/92	Evergreen	9-1
10/2/93	George Fox	3-0
10/14/93	Western Washington	6-0
10/20/93	Portland	6-2
10/27/93	Washington	1-0
10/30/93	Seattle University	3-0
11/2/93	Portland State	5-1
11/20/93	Sonoma State	4-0
9/3/94	Chico State	5-1
9/6/94	Regis	3-0
10/1/94	Pacific Lutheran	2-1
10/12/94	Simon Fraser	6-2
10/19/94	Western Washington	4-0
10/22/94	George Fox	3-2

Goals

Half	10	vs. Montana State Billings, Oct. 16, 2000
Game	15	vs. Seattle University, Oct. 28, 1987
Season	89	1985 (23 games)
Consecutive Games Scoring	30	1980-81
Most Goals, Both Teams	15	vs. Seattle University, 1987
Highest Goal Average	3.87	1985 (89 goals in 23 games)
Least Goals, Season	3	1969 (8 games)
Lowest Goal Average	0.38	1969 (3 goals in 8 games)

Assists

Half	11	vs. Seattle University, Oct. 28, 1987
Game	19	vs. Seattle, Oct. 28, 1987 (NCAA Record)
Season	94	1987 (24 games)

Points

Half	29	vs. Seattle University, Oct. 28, 1987
Game	49	vs. Seattle, Oct. 28, 1987 (NCAA Record)
Season	252	1987 (24 games)

Shots

Half	29	vs. Western Washington, Nov. 5, 1983
Game	48	vs. Seattle University, Oct. 28, 1987
Season	514	1987 (24 games)

TEAM RECORDS

Corner Kicks

Half	12	vs. Northwest Nazarene, Oct. 14, 2000 vs. Seattle University, Nov. 1, 2002
Game	19	vs. Missouri St. Louis, Nov. 19, 1983 vs. Florida International, Dec. 8, 1984
Season	172	1987 (24 games)

Fouls

Half	24	vs. Stanford, Sept. 6, 1984
Game	38	vs. UNLV, Oct. 27, 1984
Season	420	1984 (26 games)

Defense

Least Goals Allowed, Season	13	1980 (23 games), 1987 (24 games), 2005 (21 games)
Lowest Goals Against Average	0.51	1987 (13 in 2280 minutes)
Most Shutouts, Season	16	1980 (23 games)
Consecutive Shutouts	10	1991 (NCAA Record)
Consecutive Shutout Minutes	989	1991
Most Goals Allowed, Season	38	1977 (23 games)
Highest Goals Against Average	3.70	1970
Most Goals Allowed, Game	9	vs. Western Washington, 1970
Least Shots Allowed, Game	0	vs. Biola, 1984; Miami (Oh.), 1988

Factoid

Seattle Pacific holds the NCAA Division II record for consecutive winning seasons with 35, dating from 1971 through 2005

Miscellaneous

Earliest Goal	0:13	Michael Morris vs. Simon Fraser, Oct. 1, 2005
Latest Goal (Reg.)	89:57	Craig Ottosen vs. Puget Sound, Nov. 1, 1986
Latest Goal (OT)	129:46	Kevin Bloudoff vs. So. Conn., Dec. 1, 1978
Consecutive Hat Tricks	3	Dana Garner, 2000
Shortest Time to...		
Score 2 Goals	0:13	vs. Jacksonville, Sept. 1, 1989
Score 3 Goals	1:35	vs. Gonzaga, Oct. 25, 1985
Score 4 Goals	6:35	vs. Gonzaga, Oct. 25, 1985

Opponent Team Records

Offensive

Most Goals Scored, Game	9	Western Washington, Oct. 17, 1970
Most Goals Scored, Season	38	1970 (10 games)
Most Shots, Game	50	St. Louis, Sept. 26, 1972
Most Shots, Season	284	1972
Most Corner Kicks, Game	17	Tampa, Sept. 27, 1996
Most Corner Kicks, Season	102	1996 (22 games)

Defensive

Most Shutouts, Season	7	1984 (26 games)
Most Consecutive Shutouts	4	1969
Most Saves, Game	17	UC Davis, Nov. 15, 1975
Most Saves, Season	120	1985 (23 games)
Most Fouls, Game	45	Stanford, Sept. 6, 1984
Most Fouls, Season	563	1984 (26 games)

INDIVIDUAL RECORDS

All-Time Individual Records

Goals

Half	5	Peter Hattrup vs. Gonzaga, Oct. 25, 1985
Game	6	Jason Dunn vs. Tampa, Oct. 9, 1993
Season	28	Jason Dunn, 1993 (21 games)
Two Seasons	51	Jason Dunn, 1992, 1993
Three Seasons	62	Jason Dunn, 1991-93
Four Seasons/Career	68	Bruce Raney, 1978-81 (97 games)
Average, Season	1.38	Brent Egbert, 2004 (18 games)
Average, Career	1.05	Jason Dunn, 1991-93

Assists

Half	3	Mike Hiatt vs. Seattle University, Oct. 1, 1980; Mark Faller vs. Seattle University, Oct. 29, 1986; Mark Faller vs. Gonzaga, Oct. 9, 1987; Danny Machado vs. Whitworth, Oct. 24, 1987; Danny Machado vs. Seattle University, Oct. 28, 1987; Jason Dunn vs. Chico State, Sept. 6, 1993 Vadim Tolstolutsky vs. Northwest Nazarene, Oct. 14, 2000 Grant Falco vs. Northwest Nazarene, Oct. 14, 2000 David Smith vs. Simon Fraser, Oct. 29, 2002
Game	5	Danny Machado vs. Seattle University, Oct. 28, 1987
Season	19	Jason Dunn, 1993 (21 games)
Two Seasons	28	Jason Farrell, 1991-92
Three Seasons	34	Jason Dunn, 1991-93
Four Seasons/Career	44	Vadim Tolstolutsky, 1997-00 (82 games)
Average, Season	0.905	Jason Dunn, 1993
Average, Career	0.576	Jason Dunn, 1991-93

Points

Half	10	Peter Hattrup (5-0-10) vs. Oct. 25, Gonzaga, 1985
Game	12	Jason Dunn (6-0-12) vs. Oct. 9, Tampa, 1993
Season	75	Jason Dunn (28-19-75), 1993 (21 games)
Two Seasons	130	Jason Dunn, 1992, 1993
Three Seasons	158	Jason Dunn, 1991-93
Four Seasons/Career	159	Bruce Raney, 1978-81 (97 games)
Average, Season	3.57	Jason Dunn, 1993
Average, Career	2.68	Jason Dunn, 1991-93

Shots

Half	8	Peter Hattrup vs. New Orleans, Sept. 10, 1983
Game	12	Peter Hattrup vs. New Orleans, Sept. 10, 1983
Season	110	Gerard McGlynn, 1983; Dana Garner, 1998
Career	339	Dana Garner, 1996-98, 00

Consecutive Games Scoring Streaks

Goal	8	Jason Dunn, 1993
Assist	7	Vadim Tolstolutsky, 2000
Point	13	Bruce Raney, 1980-81

Penalty Kick Goals

Game	2	Brad Elmenhurst vs. Puget Sound, Nov. 2, 1983; Bob McLaughlin vs. Cal Poly Pomona Sept. 14, 1988; Dion Earl vs. St. Mary's, Sept. 5, 1992; Jason Dunn vs. The Master's College, Oct. 9, 1992; Nick Kalafatich vs. San Francisco St., Sept. 16, 1995
Season	6	Peter Hattrup, 1985 (7 attempts)



Jason Dunn set numerous records in 1993, among them season totals for goals (28), assists (19) and points (75)



Bruce Raney's career totals for goals (68) and points (159) have stood as records since 1981

INDIVIDUAL RECORDS

Game-Winning Goals

Season	8	Jason Dunn, 1993
Career	20	Jason Dunn, 1991-93

Lowest Goals-Against Average

Season	0.43	Bill Glandon, 1984
Two Seasons	0.637	Marcus Hahnemann, 1990-91
Three Seasons	0.68	Marcus Hahnemann, 1990-92
Four Seasons	0.71	Jeff Storrs, 1985-88

Shutouts

Consecutive	10	Marcus Hahnemann, 1991 (NCAA Record)
Consecutive Minutes	944	Marcus Hahnemann, 1991 (NCAA Record)
Season	14	Jeff Storrs, 1987 (NCAA Record)
Two Seasons	24	Marcus Hahnemann, 1990-91
Three Seasons	33	Marcus Hahnemann, 1990-92
Four Seasons	46	Marcus Hahnemann, 1990-93

Saves

Half	8	Rex Yoder vs. Cal State Fullerton, Oct. 7, 1972 Sergio Soriano vs. Simon Fraser, Oct. 15, 1980
Game	14	Rex Yoder vs. Cal State Fullerton, Oct. 7, 1972 Rex Yoder vs. Chico State, Nov. 21, 1972
Season	121	Sergio Soriano, 1980
Career	397	Sergio Soriano, 1978-81



Marcus Hahnemann did not allow a goal in 10 straight games in 1991, and holds seven goalkeeping marks in all

Opponent Single Game Individual Records

Goals	6	Otey Cannon, Chico State, Nov. 19, 1971 (8-1)
Assists	4	Richard Sharpe, Florida Tech, Dec. 2, 1993 (5-5 ot)
Points	12	Otey Cannon, Chico State, Nov. 19, 1971 (8-1)
Saves	17	Craig Downie, UC Davis, Nov. 15, 1975 (1-2)

Interbay Stadium Records

Single Game - Individual

Goals	4	Joel Malick, SPU, vs. MSU Billings, Oct. 16, 2000 (13-0)
Assists	4	Vadim Tolstolutsy, SPU, vs. NW Nazarene., Oct. 14, 2000; Grant Falco, SPU, vs. NW Nazarene., Oct. 14, 2000 (13-1)
Points	10	Joel Malick, SPU, vs. MSU Billings, Oct. 16, 2000 (13-0)
Shots	11	Dana Garner, SPU, vs. Cal Poly Pomona, Oct. 13, 1998 (2-1); Dana Garner, SPU, vs. Grand Canyon, Nov. 21, 1998 (2-1 ot)
Saves	13	Troy Edwards, Grand Canyon, vs. SPU, Nov. 21, 1998 (1-2 ot)

Single Game - Team

Goals	13	Seattle Pacific vs. NW Nazarene, Oct. 14, 2000 (13-1) Seattle Pacific vs. Montana St. Billings, Oct. 16, 2000 (13-0)
Shots	39	Seattle Pacific vs. NW Nazarene, Oct. 14, 2000 (13-1)
Corner Kicks	17	Seattle Pacific vs. NW Nazarene, Oct. 14, 2000 (13-1)
Saves	13	Grand Canyon vs. Seattle Pacific, Nov. 21, 1998 (1-2 ot)

SPU Attendance Records

Home Game (Interbay)	1,470	vs. Washington, Nov. 7, 1998 at Interbay Stadium
Home Game (Regular Season)	3,100	vs. UCLA, Sept. 24, 1986 at Memorial Stadium
Home Game (Postseason)	7,000	vs. Baltimore, Nov. 29, 1975 at Memorial Stadium
Away Game (Regular Season)	5,200	at Washington, Oct. 10, 1975 at Husky Stadium
Away Game (Postseason)	4,117	at Tampa, Dec. 2, 1983 at Pepin-Rood Stadium

TOP INDIVIDUAL PERFORMANCES

Single Game Goals

Rank	No.	Player	Opponent (Score)	Year
1	6	Jason Dunn	Tampa (8-4)	1993
2	5	Peter Hattrup	Gonzaga (11-0)	1985
3	4	Thandi Manzini	Charles Wright (7-1)	1968
		Doug McKenna	BCIT (8-3)	1971
		Ken Covell	Green River CC (4-0)	1973
		Daudi Abe	Puget Sound (5-1)	1974
		Steve Newman	Fresno Pacific (10-0)	1976
		Tom Blahous	Gonzaga (8-0)	1982
		Peter Hattrup	at New Orleans (6-1)	1983
		Glenn Lurie	at Cal Poly Pomona (8-0)	1985
		Glenn Lurie	vs. Seattle University (9-0)	1985
		Vadim Tolstolutsky	at Regis (5-2)	1998
		Joel Malick	Montana St. Billings (13-0)	2000
13	3	Thandi Manzini	Skagit Valley CC (8-0)	1968
		Ken Covell	Seattle University (3-1)	1972
		Ken Covell	Puget Sound (9-0)	1973
		Daudi Abe	Puget Sound (9-0)	1973
		Ken Covell	Pacific Lutheran (7-1)	1973
		Kit Zell	Washington State (6-1)	1975
		Steve Newman	Oregon (3-2)	1976
		Bruce Raney	Oregon (5-2 ot)	1979
		Bruce Raney	Puget Sound (6-0)	1979
		Bruce Raney	Jacksonville (3-1)	1981
		Gerard McGlynn	Westmont (8-0)	1982
		Peter Hattrup	Seattle University (6-1)	1983
		Peter Hattrup	Missouri St. Louis (5-2)	1983
		Gerard McGlynn	Biola (4-0)	1984
		Gerard McGlynn	Puget Sound (6-1)	1984
		Danny Machado	Rollins (6-0)	1985
		Mark Faller	Barry (5-0)	1986
		Mark Faller	Southern Cal College (6-0)	1987
		Danny Machado	Gonzaga (7-0)	1987
		Chris McDonald	Seattle University (15-0)	1987
		Danny Machado	Seattle University (15-0)	1987
		Bob McLaughlin	Cal Poly Pomona (3-2)	1988
		Vasco Rubio	Jacksonville (4-0)	1989
		Vasco Rubio	Tampa (5-3)	1990
		Dion Earl	Western Washington (8-1)	1992
		Jason Dunn	Western Washington (8-1)	1992
		Jason Dunn	Evergreen (9-1)	1992
		Jason Dunn	Western Washington (6-0)	1993
		Jason Dunn	Portland (6-2 ot)	1993
		Phil Bullard	Portland (6-2 ot)	1993
		Phil Bullard	Chico State (5-1)	1994
		Dion Earl	Simon Fraser (6-2)	1994
		Geoff Martin	Cal State L.A. (7-0)	1994
		Phil Bullard	Oakland (4-6 ot)	1994
		Dana Garner	Portland (4-3)	1997
		Cory Janzen	UC Davis (3-0)	1999
		Dana Garner	Chico State (7-1)	2000
		Dana Garner	Northwest Nazarene (13-1)	2000
		Dana Garner	Montana St. Billings (13-0)	2000
		Jeremy Yerkes	Humboldt State (3-2)	2003
		James Coggan	Chico State (4-1)	2004



Thandi Manzini scored the first goal and hat trick in SPU history



When Peter Hattrup broke the record for goals in a game with five vs. Gonzaga in 1985, he scored all of the goals in the first 34 minutes

TOP INDIVIDUAL PERFORMANCES



Jason Dunn holds 21 scoring records, including goals and goals per game in a season



Ken Covell, in 1973, was the first Falcon to total 50 points, and is one of two players to average one goal per game in two different seasons

Single Season Goals

Rank	No.	Player	Year
1	28	Jason Dunn	1993
2	26	Peter Hatstrup	1985
3	23	Jason Dunn	1992
4	22	Bruce Raney	1981
5	21	Ken Covell	1973
6	18	Ken Covell	1972
	18	Peter Hatstrup	1983
8	17	Steve Newman	1976
	17	Bruce Raney	1979
	17	Gerard McGlynn	1983
	17	Glenn Lurie	1985

Single Season Goals Average

Rank	Avg.	Player	Year
1	1.33	Jason Dunn (28 in 21 games)	1993
2	1.15	Jason Dunn (23 in 20)	1992
3	1.13	Peter Hatstrup (26 in 23)	1985
4	1.11	Thandi Manzini (10 in 9)	1968
5	1.11	Ken Covell (21 in 19)	1973
6	1.00	Ken Covell (18 in 18)	1972
7	0.96	Bruce Raney (22 in 23)	1981
8	0.86	Ken Covell (12 in 14)	1971
9	0.86	Peter Hatstrup (18 in 21)	1983
10	0.85	Steve Newman (17 in 20)	1976

Career Goals

Rank	No.	Player	Years
1	68	Bruce Raney	1978-81
2	62	Jason Dunn	1991-93
3	59	Peter Hatstrup	1982-83, 85
4	57	Ken Covell	1971-74
5	56	Dana Garner	1996-98, 00
6	43	Gerard McGlynn	1981-84
7	41	Kit Zell	1972-75
8	40	Vadim Tolstolusky	1997-00
9	37	Mark Faller	1985-87
10	36	Vasco Rubio	1987-90

Career Goals Average

Rank	Avg.	Player	Years
1	1.05	Jason Dunn (62 in 59 games)	1991-93
2	0.91	Peter Hatstrup (59 in 65)	1982-83, 85
3	0.80	Ken Covell (57 in 71)	1971-74
4	0.72	Steve Newman (31 in 43)	1975-76
5	0.70	Bruce Raney (68 in 97)	1978-81
6	0.69	Dana Garner (56 in 81)	1996-98, 00
7	0.66	Kit Zell (41 in 62)	1973-75
8	0.53	Mark Faller (37 in 70)	1985-87
9	0.53	Jason Farrell (20 in 38)	1991-92
10	0.52	Gerard McGlynn (43 in 82)	1981-84

TOP INDIVIDUAL PERFORMANCES

Single Game Assists

Rank	No.	Player	Opponent (Score)	Year
1	5	Danny Machado	vs. Seattle University (15-0)	1987
2	4	Mike Hiatt	vs. Seattle University (5-0)	1980
	4	Jim McKay	vs. Covenant College (7-0)	1980
	4	Vadim Tolstolutsky	vs. Northwest Nazarene (13-1)	2000
	4	Grant Falco	vs. Northwest Nazarene (13-1)	2000
6	3	Ken Covell	vs. Puget Sound (6-4)	1971
	3	Mike Hiatt	vs. Harvard (7-2)	1979
	3	Mike Smith	vs. Oregon State (7-1)	1979
	3	Brad Elmenhurst	vs. UMSL (5-2)	1983
	3	Mark Faller	vs. Seattle University (9-0)	1986
	3	Jason Farrell	vs. Pacific Lutheran (7-1)	1992
	3	Jason Farrell	vs. Evergreen (9-1)	1992
	3	Jason Dunn	vs. Chico State (5-0)	1993
	3	Jason Dunn	vs. Simon Fraser (4-0)	1993
	3	Phil Bullard	vs. Nova Southeastern (10-1)	1994
	3	Dominic Dickerson	vs. Simon Fraser (6-2)	1994
	3	Dana Garner	vs. Western Washington (9-0)	1997
	3	Vadim Tolstolutsky	at Chico State (4-0)	1998
	3	Dana Garner	vs. West Texas A&M (3-1)	1998
	3	Vadim Tolstolutsky	vs. Fort Lewis (4-3)	1998
	3	Dana Garner	vs. Northwest Nazarene (13-1)	2000
	3	David Smith	vs. Simon Fraser (6-0)	2002
	3	Ross Vallancourt	vs. Grand Canyon (3-0)	2005




Danny Machado assisted on five goals in one game

Single Season Assists

Rank	No.	Player	Year
1	19	Jason Dunn	1993
2	18	Jason Farrell	1992
3	16	Peter Hattrup	1985
4	15	Danny Machado	1987
	15	Vadim Tolstolutsky	2000
5	14	Bob McLaughlin	1988
	14	Vadim Tolstolutsky	1998
7	13	Jim McKay	1980
	13	Scott Cairns	1985
9	12	Dominic Dickerson	1994
	12	Dana Garner	1998
	12	Dana Garner	2000

Season Assists Average

Rank	Avg.	Player	Year
1	0.91	Jason Dunn (19 in 21 games)	1993
2	0.90	Jason Farrell (18 in 20)	1992
3	0.79	Vadim Tolstolutsky (15 in 19)	2000
4	0.71	Danny Machado (15 in 21)	1987
5	0.70	Peter Hattrup (16 in 23)	1985
6	0.67	Vadim Tolstolutsky (14 in 21)	1998
	0.67	Ricci Greenwood (10 in 15)	1993
	0.67	Bob McLaughlin (14 in 21)	1988
9	0.63	Dana Garner (12 in 19)	2000
10	0.57	Jim McKay (13 in 23)	1980



Vadim Tolstolutsky is the career leader in assists and No. 8 in goals

TOP INDIVIDUAL PERFORMANCES



Jason Farrell once held the season record for assists and remains the far and away leader in career average

Career Assists

Rank	No.	Player	Years
1	44	Vadim Tolstolutsky	1997-00
2	42	Scott Cairns	1983-86
3	38	Dana Garner	1996-98, 00
4	34	Jason Dunn	1991-93
5	31	Brad Elmenhurst	1980-83
	31	Peter Hatstrup	1982-83,85
7	29	Todd Stauber	1992-95
8	28	Jason Farrell	1991-92
9	27	Jim McKay	1977-80
	27	Tom Blahous	1981-84

Career Assists Average

Rank	Avg.	Player	Years
1	0.74	Jason Farrell (28 in 38 games)	1991-92
2	0.58	Jason Dunn (34 in 59)	1991-93
3	0.54	Vadim Tolstolutsky (44 in 82)	1997-00
4	0.51	Bob McLaughlin (23 in 45)	1987-88
5	0.48	Peter Hatstrup (31 in 65)	1982-83, 85
6	0.46	Scott Cairns (42 in 92)	1983-86
	0.46	Dana Garner (38 in 81)	1996-98, 00
8	0.39	Mark Faller (27 in 70)	1985-87
9	0.39	Danny Machado (25 in 66)	1985-87
10	0.38	Ricci Greenwood (21 in 56)	1993-95

Single Game Points

Rank	No.	Player	Opponent (Score)	Year
1	12	Jason Dunn (6-0-12)	vs. Tampa at Spartanburg (8-4)	1993
2	11	Danny Machado (3-5-11)	vs. Seattle University (15-0)	1987
3	10	Peter Hatstrup (5-0-10)	vs. Gonzaga (11-0)	1985
4	9	Tom Blahous (4-1-9)	vs. Gonzaga (8-0)	1982
	9	Doug McKenna (4-1-9)	vs. BCIT (8-3)	1971
	9	Glenn Lurie (4-1-9)	vs. SeattleUniversity (9-0)	1985
	9	Vadim Tolstolutsky (4-1-9)	at Regis (5-2)	1998
	9	Dana Garner (3-3-9)	vs. Northwest Nazarene	2000
	9	Joel Malick (4-1-9)	vs. Montana St. Billings	2000
10	8	Vasco Rubio (3-2-8)	vs. Tampa (5-3)	1990
	8	Jason Dunn (3-2-8)	vs. Western Washington (8-1)	1992
	8	Jason Dunn (3-2-8)	vs. Evergreen (9-1)	1992
	8	Jason Dunn (3-2-8)	vs. Portland (6-2 ot)	1993
	8	Dana Garner (3-2-8)	at Chico State	2000
	8	Vadim Tolstolutsky (2-4-8)	vs. Northwest Nazarene	2000



Peter Hatstrup ranks among the top three individuals of nearly every offensive category

Single Season Points

Rank	No.	Player	Year
1	75	Jason Dunn (28-19-75)	1993
2	68	Peter Hatstrup (26-16-68)	1985
3	55	Jason Dunn (23-9-55)	1992
4	50	Ken Covell (21-8-50)	1973
5	49	Bruce Raney (22-5-49)	1981
6	46	Vadim Tolstolutsky (16-14-46)	1998
7	44	Dana Garner (16-12-44)	2000
8	42	Peter Hatstrup (18-6-42)	1983
9	41	Bruce Raney (17-7-41)	1979
	41	Mark Faller (15-11-41)	1987

TOP INDIVIDUAL PERFORMANCES

Single Season Points Average

Rank	Avg.	Player	Year
1	3.57	Jason Dunn (75 in 21 games)	1993
2	2.96	Peter Hattrup (68 in 23)	1985
3	2.75	Jason Dunn (55 in 20)	1992
4	2.63	Ken Covell (50 in 19)	1973
5	2.22	Thandi Manzini (20 in 9)	1968
6	2.21	Ken Covell (31 in 14)	1971
7	2.19	Vadim Tolstolutsky (46 in 21)	1998
8	2.16	Ken Covell (39 in 18)	1972
9	2.13	Bruce Raney (49 in 23)	1981
10	2.00	Peter Hattrup (42 in 21)	1983

Career Points

Rank	No.	Player	Years
1	159	Bruce Raney (68-23-159)	1978-81
2	158	Jason Dunn (62-34-158)	1991-93
3	150	Dana Garner (56-38-150)	1996-98, 00
4	149	Peter Hattrup (59-31-149)	1982-83, 85
5	140	Ken Covell (57-26-140)	1971-74
6	124	Vadim Tolstolutsky (40-44-124)	1997-00
7	101	Mark Faller (37-27-101)	1985-87
8	95	Kit Zell (41-13-95)	1972-75
9	94	Vasco Rubio (36-22-94)	1987-90
	94	Jose Reyes (35-24-94)	1974-77

Career Points Average

Rank	Avg.	Player	Years
1	2.68	Jason Dunn (158 in 59 games)	1991-93
2	2.29	Peter Hattrup (149 in 65)	1982-83, 85
3	1.97	Ken Covell (140 in 71)	1971-74
4	1.85	Dana Garner (150 in 81)	1996-98, 00
5	1.79	Jason Farrell (68 in 38)	1991-92
6	1.63	Bruce Raney (158 in 97)	1978-81
7	1.53	Steve Newman (66 in 43)	1975-76
	1.53	Kit Zell (95 in 62)	1973-75
9	1.51	Vadim Tolstolutsky (124 in 82)	1997-00
10	1.44	Mark Faller (101 in 70)	1985-87

Season Game-Winning Goals

Rank	No.	Player	Year
1	8	Jason Dunn	1993
2	7	Jason Dunn	1992
3	6	Peter Hattrup	1985
	6	Craig Ottosen	1985
5	5	Bruce Raney	1981
	5	Gerard McGlynn	1983
	5	Tom Blahous	1984
	5	Mark Faller	1986
	5	Vasco Rubio	1990
	5	Jason Dunn	1991
	5	Ricci Greenwood	1993
	5	Ricci Greenwood	1995
	5	Dana Garner	1996
	5	Dana Garner	1997
	5	Erik Skipper	2000
	5	Andy Willis	2005



Bruce Raney set career records for goals and points from 1978-81

TOP INDIVIDUAL PERFORMANCES



Craig Ottosen played in 98 games over five seasons, 1983-87

Career Game-Winning Goals

Rank	No.	Player	Years
1	20	Jason Dunn	1991-93
2	16	Bruce Raney	1978-81
	16	Dana Garner	1996-98, 00
3	14	Peter Hatstrup	1982-83, 85
5	12	Gerard McGlynn	1981-84
	12	Vasco Rubio	1987-90
	12	Ricci Greenwood	1993-95
8	10	Ken Covell	1971-74
	10	Craig Ottosen	1983-87
10	9	Bob Bruch	1984-87

Career Games Played

Rank	No.	Player	Years
1	98	Craig Ottosen	1983-87
2	97	Bruce Raney	1978-81
3	96	Jim McKay	1977-80
	96	Warren Hall	1978-81
5	94	Bob Bruch	1984-87
6	93	Sergio Soriano	1978-81
	93	Mike Hiatt	1977-80
8	91	David Wittrell	1982-85
	91	Scott Cairns	1983-86
	91	Chris McDonald	1985-88

Single Game Saves

Rank	No.	Player	Opponent (Score)	Year
1	14	Rex Yoder	vs. Cal State Fullerton (1-3)	1972
	14	Rex Yoder	vs. Chico State (2-3)	1972
3	13	Rex Yoder	vs. St. Louis (1-1)	1972
	13	Ken Hall	vs. Cal State Hayward (2-1)	1975
5	12	Dave Landry	vs. Washington (0-0)	1972

Single Season Saves

Rank	No.	Player	Year
1	121	Sergio Soriano	1980
2	116	Sergio Soriano	1981
3	104	Kellen Rosten	2005
4	92	Chuck Granade	1994
5	88	Johann Noetzel	1998

Career Saves

Rank	No.	Player	Years
1	397	Sergio Soriano	1978-81
2	252	James Ward	2001-2004
3	253	Marcus Hahnemann	1990-93
4	230	Johann Noetzel	1995, 98-99
5	212	Chuck Granade	1993-95



Sergio Soriano holds marks for season and career saves

Season Shutouts

Rank	No.	Player	Year
1	14	Jeff Storrs	1987
2	13	Sergio Soriano	1978
	13	Marcus Hahnemann	1991
	13	Marcus Hahnemann	1993
5	11	Sergio Soriano	1980
	11	John Richardson	1985
	11	Marcus Hahnemann	1990
	11	Kellen Rostern	2005

TOP INDIVIDUAL PERFORMANCES



Jeff Storrs holds records of 14 shutouts in 1987 and a career GAA of 0.71

Career Shutouts

Rank	No.	Player	Years
1	46	Marcus Hahnemann	1990-93
2	42	Sergio Soriano	1978-81
3	32	Jeff Storrs	1985-88
4	19	Ken Hall	1974-76
	19	Johann Noetzel	1995, 98-99

Season Goals Against Average

Rank	No.	Player	Year
1	0.28	Dave Landry	1972
2	0.43	Bill Glandon	1984
3	0.52	Johann Noetzel	1999
4	0.547	Sergio Soriano	1980
5	0.550	Jeff Storrs	1987

Career Goals Against Average

Rank	No.	Player	Years
1	0.71	Jeff Storrs	1985-88
2	0.72	Marcus Hahnemann	1990-93
3	0.83	Dave Landry	1972-73
4	0.84	Sergio Soriano	1978-81
5	0.917	Bill Glandon	1983-84

The Last Time...

Individual	Seattle Pacific
Scored 2 goals	Jeff Hallenbeck (2) v Notre Dame de Namur, 10/14/05
Scored 3 goals	James Coggan (3) v Chico State, 10/27/04
Scored 4 goals	Joel Malick (4) v Montana St. Billings, 10/16/00
4 assists	Vadim Tolstolutsky and Grant Falco (4) v Northwest Nazarene, 10/14/00
7 points	Joel Malick (9) v Montana St. Billings, 10/16/00
10 saves	Kellen Rosten (10) at Seattle, 10/8/05
Shutout	Kellen Rosten v Sonoma State, 11/12/05

Individual	Opponent
Scored 2 goals	Alex Chursky (2), Seattle University, 10/11/03
Scored 3 goals	Brandon Boone, (3) Somona State, 9/7/02
3 assists	Richard Sharpe (4), Florida Tech, 12/2/93
7 points	Eli Tiomkin (7), Oakland, 12/1/94
10 saves	Tim Sisk (11), Cal Poly Pomona, 10/21/02
Shutout	Jeremiah Doyle, Seattle University, 10/8/04 Brendan Bourdage, Humboldt State, 9/24/05

Team	Seattle Pacific
Score 5 goals	Montana Stae Billings (5), 9/28/04
Score 10 goals	Montana State Billings (13), 10/16/00
10 Corner kicks	Cal State Monterey Bay (10), 10/29/05
25 Fouls	Cal State Dominguez Hills (27), 10/5/02
25 Shots	Humboldt State (32), 9/24/05
Player Ejected	Barry, 9/21/04

Team	Opponent
Score 4 goals	Simon Fraser (5), 9/18/02
10 Corner kicks	Frenso Pacific (10), 8/27/05
25 Fouls	Seattle (26), 11/05/05
25 Shots	Florida Tech (26), 12/2/93
Player Ejected	Nova Southeastern, 9/24/04

TOP TEAM PERFORMANCES

Single Game Goals Scored

15	Seattle University (15-0)	1987
13	Northwest Nazarene (13-1)	2000
13	Montana State Billings (13-0)	2000
11	Gonzaga (11-0)	1985
10	Fresno Pacific (10-0)	1976
10	Western Washington (10-0)	1980

Season Most Goals Scored

89	1985 (23 games)
79	1987 (24 games)
78	1993 (21 games)
72	2000 (19 games)
73	1994 (23 games)

Season Highest Average Goals Per Game

3.87	1985 (89 in 23 games)
3.79	2000 (72 in 19 games)
3.71	1993 (78 in 21 games)
3.40	1992 (68 in 20 games)
3.29	1987 (79 in 24 games)

Season Fewest Goals Scored

3	1969 (8 games)
10	1970 (10 games)
15	1968 (8 games)
35	1989 (19 games)
37	1995 (20 games)

Season Lowest Average Goals Per Game

0.38	1969 (3 in 8 games)
1.00	1970 (10 in 10 games)
1.84	1989 (35 in 19 games)
1.85	1995 (37 in 20 games)
1.88	1968 (15 in 8 games)

Season Least Goals Allowed

13	1980 (23 games)
	1987 (24 games)
	1991 (20 games)
	2005 (21 games)
14	1973 (19 games)
	1999 (21 games)

Season Lowest Goals Per Game Allowed

0.57	1980 (13 in 23 games)
0.60	2005 (13 in 21 games)
0.65	1984 (17 in 26 games)
0.65	1991 (13 in 20 games)
0.66	1999 (14 in 21 games)
0.71	1987 (17 in 24 games)

Season Most Goals Allowed

37	1970 (10 games)
37	1997 (21 games)
34	1977 (23 games)
33	1974 (20 games)
32	1994 (23 games)
32	1975 (23 games)
32	1998 (23 games)

Season Highest Goals Per Game Allowed

3.70	1970 (37 in 10 games)
3.00	1968 (24 in 8 games)
2.25	1969 (18 in 8 games)
1.76	1997 (37 in 21 games)
1.65	1974 (33 in 20 games)

Season Most Shutouts

16	1980 (23 games)
14	1987 (24 games)
	1991 (20 games)
13	1978 (27 games)
	1993 (21 games)
	2005 (21 games)

Single Game Goals Allowed

9	Western Washington (0-9)	1970
8	Chico State (1-8)	1971
7	BCIT (0-7)	1970
6	Washington (3-6)	1975
6	Oakland (4-6)	1994

Single Game Combined Goals*

12	Tampa (8-4)	1993
11	Nova (10-2)	1994
11	BCIT (8-3)	1971
11	Montana St. Billings (9-2)	1999
10	Puget Sound (6-4)	1971
10	Florida Tech (5-5)	1993
10	Oakland (4-6)	1994

*Excluding those appearing in goals scored and allowed

SEASON STATISTICAL LEADERS

Season Statistical Leaders

Goals

1968	Thandi Manzini	10
1969	Jonathan Dawn	1
	Russ Rowlee	1
	Doug Traub	1
1970	John Gess	4
1971	Ken Covell	12
1972	Ken Covell	18
1973	Ken Covell	21
1974	Kit Zell	16
1975	Kit Zell	14
	Steve Newman	14
1976	Steve Newman	17
1977	Jose Reyes	12
1978	Bruce Raney	16
1979	Bruce Raney	17
1980	Bruce Raney	15
1981	Bruce Raney	22
1982	Peter Hatstrup	15
1983	Peter Hatstrup	18
1984	Tom Blahous	9
1985	Peter Hatstrup	26
1986	Mark Faller	14
1987	Mark Faller	15
1988	Bob McLaughlin	8
	Vasco Rubio	8
1989	Vasco Rubio	8
1990	Vasco Rubio	12
1991	Jason Farrell	11
	Jason Dunn	11
1992	Jason Dunn	23
1993	Jason Dunn	28
1994	Phil Bullard	13
1995	Ricci Greenwood	9
1996	Dana Garner	12
1997	Dana Garner	16
1998	Vadim Tolstolutsky	16
1999	Grant Falco	11
2000	Dana Garner	16
2001	Erik Skipper	6
	David Smith	6
2002	Jeremy Yerkes	9
2003	Jeremy Yerkes	9
2004	Brent Egbert	13
2005	Andy Willis	8
	Jeff Hallenbeck	8

Assists

1968	no assists	
1969	Jonathan Dawn	1
	Chuck Cook	1
1970	Dave Rosenberger	3
1971	Ken Covell	7
1972	John Gess	5
	Doug McKenna	5
1973	Ken Covell	8
1974	Ken Covell	8
1975	Kit Zell	7
1976	Jose Reyes	5
	Terry White	5

1977	Jose Reyes	8
1978	Kevin Bloudoff	6
	Jim McKay	6
	Mike Hiatt	6
1979	Mike Hiatt	8
1980	Jim McKay	13
1981	Brad Elmenhurst	9
1982	Dan Pingrey	10
1983	Scott Cairns	10
1984	Scott Cairns	10
	Tom Blahous	10
1985	Peter Hatstrup	16
1986	Scott Cairns	9
	Mark Faller	9
1987	Danny Machado	15
1988	Bob McLaughlin	14
1989	Reece Olney	7
1990	Vasco Rubio	7
1991	Jason Farrell	10
1992	Jason Farrell	18
1993	Jason Dunn	19
1994	Dominic Dickerson	12
1995	Todd Stauber	7
1996	Dana Garner	5
1997	Dana Garner	8
1998	Vadim Tolstolutsky	14
1999	Alex Vandamme	10
2000	Vadim Tolstolutsky	15
2001	Grant Falco	10
2002	Michael Brkich	8
2003	Jeremy Yerkes	6
2004	Brent Egbert	7
2005	Nick Letts	5
	James Coggan	5
	Steve Spencer	5

Total Points

1968	Thandi Manzini	20
1969	Jonathan Dawn	3
1970	John Gess	11
1971	Ken Covell	31
1972	Ken Covell	39
1973	Ken Covell	50
1974	Kit Zell	33
1975	Kit Zell	35
1976	Steve Newman	35
1977	Jose Reyes	32
1978	Bruce Raney	35
1979	Bruce Raney	41
1980	Bruce Raney	38
1981	Bruce Raney	49
1982	Peter Hatstrup	39
1983	Peter Hatstrup	42
1984	Tom Blahous	28
1985	Peter Hatstrup	68
1986	Mark Faller	37
1987	Mark Faller	41
1988	Bob McLaughlin	30
1989	Reece Olney	19
1990	Vasco Rubio	31

1991	Jason Farrell	32
1992	Jason Dunn	55
1993	Jason Dunn	75
1994	Phil Bullard	34
1995	Ricci Greenwood	21
1996	Dana Garner	29
1997	Dana Garner	40
1998	Vadim Tolstolutsky	46
1999	Grant Falco	24
2000	Dana Garner	45
2001	Grant Falco	20
2002	Jeremy Yerkes	24
2003	Jeremy Yerkes	24
2004	Brent Egbert	33
2005	Andy Willis	38

Shutouts

1968	Gary Arnett	3
1969	Gary Arnett	1
1970	Ray Reid	0
1971	Ray Reid	2
1972	Dave Landry	7
1973	Dave Landry	9
1974	Ken Hall	3
1975	Ken Hall	7
1976	Ken Hall	9
1977	Marty Shaw	3
1978	Sergio Soriano	13
1979	Sergio Soriano	8
1980	Sergio Soriano	11
1981	Sergio Soriano	10
1982	Mike Wheeler	4
1983	Bill Glandon	3
1984	Bill Glandon	4
1985	John Richardson	11
1986	Jeff Storrs	9
1987	Jeff Storrs	14
1988	Jeff Storrs	9
1989	Noel Soderblom	2
	Matt Betcher	2
1990	Marcus Hahnemann	11
1991	Marcus Hahnemann	13
1992	Marcus Hahnemann	9
1993	Marcus Hahnemann	13
1994	Chuck Granade	4
1995	Johann Noetzel	4
1996	Chuck Granade	7
1997	Joel Cooke	2
	Josh Davis	2
1998	Johann Noetzel	5
1999	Johann Noetzel	11
2000	Josh Davis	4
2001	James Ward	2
2002	James Ward	5
2003	James Ward	5
2004	James Ward	4
2005	Kellen Rosten	11

ALL-TIME ROSTER

A

Abe, Daudi 1973-75
 Abebefe, Ayo 2005
 Altschuler, Seth 1996-99
 Amonson, Eric 1987-90
 Anderson, Larry 1974
 Arnett, Gary 1968-69

B

Backous, Doug 1980-82
 Badilla, Doug 1975-76
 Bains, Dave 1975-77
 Balch, Peter 1974
 Barringer, Chris 2003-04
 Bartlett, Steve 1969-72
 Bartsch, Jeff 2005
 Bauman, Tim 1971
 Belisle, Mike 1997
 Benedict, Josh 1997
 Benz, Eric 1977-79
 Berg, Josh 1999
 Berg, Robbie 1997-00
 Berns, Rick 1981
 Betcher, Matt 1989-91
 Bildstein, Jeff 1979
 Birds, Steve 1994
 Birk, John 1972
 Birnbaum, Mike 1994
 Bjornethun, Kirk 1983-84
 Blahous, Ed 1985
 Blahous, Tom 1981-84
 Bloudoff, Kevin 1976-79
 Boltz, Patrick 1999
 Bonner, Jeremy 2002-05
 Bouton, Dean 1979-80
 Bringhurst, Nathan 2001
 Brisbane, Greg 1996-97
 Briscoe, Gordon 1968
 Brkich, Michael 2002-04
 Brown, Greg 1978
 Bruch, Bob 1984-87
 Bryn, Don 1974-75
 Bullard, Phil 1991-94
 Bursleson, Ryan 2001

C

Cairns, Scott 1983-86
 Cantu, Rick 1991
 Carpenter, Daniel 2005
 Carswell, Josh 2001
 Chase, Scott 1977
 Christensen, Dave 1973-74
 Clauson, John 1972
 Clerihew, Ian 1990-93
 Collings, Mark 1995-98
 Colvin, Tim 1987-88
 Coggan, James 2004-05
 Connell, Caleb 1993-96
 Connell, Travis 1991-93, 95
 Cook, Chuck 1969-70
 Cooke, Joel 1996-98
 Cotten, Larry 1968
 Courtwright, Gregg 1968-70
 Covell, Ken 1971-74
 Cox, Mark 2002
 Cravalho, Adrian 2000-02

D

Daligcon, Nate 1992-95
 Dapper, Dan 1976-77
 Davis, Ed 1974-75
 Davis, Josh 1997, 00
 Dawn, Jonathon 1969
 Dawson, Wes 1971-72
 Delamarter, Larry 1969-72
 Deming, Jamie 1975-78
 DePuydt, Troy 1988
 Dickerson, Dominic 1993-96
 Dickerson, Jared 1997-00
 Donnelly, Kurt 1975
 Donnelly, Tom 1981-84
 Drov Dahl, Mark 1997-98

Dunn, James 1991-93

Dunn, Jason 1991-93
 Dyck, Brian 1969-72

E

Earl, Dion 1990-92/94
 Egbert, Brent 2000-04
 Ellis, Dave 1972-75
 Elmenhurst, Brad 1980-83
 Elmenhurst, Nate 2004-05
 Emedi, Dan 1973-74
 Epp, Larry 1968

F

Fairchild, Brian 1988-89
 Falco, Grant 1999-02
 Falco, Tyler 2002-04
 Faller, Mark 1985-87
 Farler, Don 1980-81
 Farrell, Jason 1991-92
 Favorite, Kit 1976, 78-80
 Findlay, Colin 1982
 Fowler, Ralf 1986-87
 Fox, Gene 1975-76
 Funk, Tom 2002

G

Gangle, Tommy 1994-95
 Garcia, Josh 1995
 Garner, Dana 1996-98, 00
 Garrison, Barry 1970-71
 Gess, John 1970-73
 Gess, Paul 1974
 Ghormley, Dan 1976-78
 Glandon, Bill 1983-84
 Goff, Rob 1987
 Goodfellow, Jacobi 1996
 Gordon, Kelly 1977-78
 Granade, Chuck 1993-96
 Greene, Dave 1974-75
 Greenwood, Ricci 1993-95
 Gunhus, Mike 1987
 Gunnell, Dennis 1983-84

H

Hagerott, Daman 1978
 Hahnemann, Marcus 1990-93
 Hale, Kevin 1993-94
 Haley, Todd 1988-91
 Hall, Ken 1974-76
 Hall, Warren 1978-81
 Hallbert, David 1971
 Hallenbeck, Jeff 2004-05
 Hart, Paul 1969
 Hattrup, Peter 1982-83, 85
 Hauck, Paul 1983
 Head, Matt 1989
 Heimbigner, John 1991-94
 Hellenkamp, Chris 1979-80
 Henn, Steve 1980
 Hennessy, Jono 2005
 Hennessey, John 1978-80
 Hiatt, Mike 1977-80
 Hickson, Shane 1988
 Hill, David 1969
 Hirsch, Mike 2003
 Hoff, Taylor 2000
 Hollow, Tyler 1994
 Hopps, Sean 1986
 Horne, Matthew 2003
 Howard, Wayne 1975
 Hughes, Jim 1969
 Hunter, Gary 1981-82
 Huston, James 1969-71
 Huston, Richard 1974

I

Ingraham, Dan 1988-89
 Irwin, Bill 1971-72
 Issac, Gordon 1971-74

J

Jackson, David 1969-70
 Janzen, Cory 1998-00, 02

Johnson, Gary 1972

Johnson, Jeff 1978-79
 Johnson, Troy 2001
 Johnston, Justin 1992
 Jones, Nova 1987-88
 Jones, Jon 1979-81
 Jumonville, Bob 1976-79

K

Kain, Dennis 1980-81
 Kalafatch, Nick 1994-95
 Karr, Randy 1989-90
 Kemper, Matt 2004-05
 Kikuchi, Robert 1990
 Kinzel, Joe 2000-01
 Klein, Bert 1974-75
 Klein, Geoff 1970-71
 Knutson, Jeremy 1997-00
 Kosco, Colin 2005
 Kovats, Mark 1988-91
 Kretz, Doug 1971
 Krikic, Suad 2004
 Kuroda, Howard 1984-85

L

Landry, Dave 1972-73
 Lanpouthakoun, Siri 1982-83
 Laughlin, Matt 2001-03
 Le Bard, Kelly 1983-86
 Leinbach, Max 2001-02
 Letts, Nick 2002-05
 Levan, Kellen 1985, 87
 Linkhorn, Chris 1994
 Llewellyn, Bill 1974-75
 Lockwood, Michael 2003
 Loken, Darren 1984-86
 Lopez, Frank 1995-98
 Lovelace, Ben 2005
 Lurie, Glenn 1983-86
 Lyons, Paul 1968-70

M

Machado, Danny 1985-87
 Macha, Drew 2004-05
 Major, Walter 1985
 Malick, Joel 1998-00
 Malmanger, Robin 1989-90
 Manzini, Thandi 1968
 Martin, Brian 1993
 Martin, Geoff 1994-97
 Martinson, Ken 1970-72
 Martinson, Steve 1968
 Mathers, Bob 1974
 McAuliffe, Joe 1980-82
 McCrath, Steve 1986-89
 McCutchan, Hal 1977
 McDonald, Chris 1985-88
 McGill, Terry 1977-80
 McGlynn, Gerard 1981-84
 McKay, Jim 1977-80
 McKenna, Doug 1970-73
 McKeown, Darin 1983-84
 McLaughlin, Bob 1987-88
 Meckel, Ben 1999
 Meeker, Jim 1986-88
 Meier, Brian 1990-93
 Melnik, Bill 1977
 Mercer, Kyle 1994-95
 Metzger, Mark 1976-79
 Meyers, Vic 1969-70
 Miller, Ric 1977-79
 Mitalis, Teddy 1980-81
 Molet, John 1996
 Montgomery, Robbie 1997
 Morton, Jim 1995-96
 Morrill, Doug 1989
 Morris, Greg 1988-89
 Morris, Michael 2003-05
 Mosich, Doug 1975-76
 Myers, Rick 1984-87
 Myers, Rod 1984-88

N

Neighbors, Jim 1985
 Newman, Steve 1975-76
 Niewenhuis, Jared 1989
 Noetzel, Johann 1995, 98-99

O

O'Keefe, Kevin 1983-85
 Olney, Reece 1986, 88-89
 Osborn, Mike 1978
 Oscar, Jeff 1981-82
 Ottosen, Craig 1983-87
 Owens, Brad 1990

P

Pardini, Michael 1999-02
 Parker, Sparky 1990-91
 Parsons, Jim 1968-69
 Patterson, Pat 1987-90
 Patton, Ron 1978-79
 Peterson, Craig 1968
 Peterson, Dan 1975-76
 Peterson, Matt 1999-00
 Pingrey, Dan 1979-82
 Pliskin, Ben 2005
 Prier, Allen 1971-72

Q

Quinn, Andy 1996
 Quinn, Mike 1981-82

R

Rand, Ralph 1971-74
 Raney, Bruce 1978-81
 Raney, Matt 1990-91
 Reed, Mark 1973-74
 Reichert, Todd 1981-85
 Reid, Ray 1970-71
 Rendon, Manfredo 2001-03
 Reuhl, David 2005
 Reyes, Jose 1974-77
 Ricciardelli, Anthony 2001-02
 Richardson, Eric 1980-81
 Richardson, John 1982-85
 Riedel, Barth 1996-99
 Rife, Andy 1992-93
 Rigby, Colin 2005
 Riopel, Sippo 1991
 Ritter, Stefan 1992-93
 Rivera, Servando 1976-77
 Robertson, Kim 1978
 Rosenberger, Bill 1973-76
 Rosenberger, Dave 1971-73
 Ross, Jim 1982
 Rosten, Kellen 2004-05
 Rotunna, Randy 1977
 Rowlee, Russ 1969
 Rubio, Vasco 1987-90
 Rudland, Eric 1997-00
 Rueda, Javier 1977
 Ruffner, Jeff 1980

S

Safstrom, Bill 1971-72
 Sandin, Sean 2001-05
 Sather, Andy 2001
 Saulter, Joel 1999-00
 Schaeffer, Ryan 1996
 Scheffer, Bob 1999-01
 Scheffer, Mike 1999-03
 Schilperoot, Todd 1975-77
 Schneble, John 1989-91
 Scholze, Christian 2002
 Schoonmaker, Marlin 1968
 Schoonmaker, Phil 1969
 Scott, Mel 1968, 73-74
 Sekyra, Chuck 1985-88
 Selby, David 2002-04
 Shaffer, Matt 1995-96
 Shaw, Marty 1977-79
 Shefts, Sasha 1982-84
 Sides, Charles 1971
 Simmons, Todd 1995-96
 Skipper, Erik 1998-01

Skipper, Marc 1994-97

Slater, Steve 1975
 Smee, Trevor 1969-70
 Smith, Bill 1975
 Smith, David 2001-04
 Smith, Jason 1989-92
 Smith, Matt 1986-88
 Smith, Mike 1979-82
 Soderblom, Noel 1987, 89
 Sorensen, Ryan 2000
 Sorenson, Ron 1968-69
 Soriano, Sergio 1978-81
 Spencer, Steve 2005
 Stauber, Todd, 1992-95
 Storrs, Jeff 1985-88
 Stump, Don 1971
 Suhm, Tyler 1998-99
 Suits, Kyle 1985
 Sullivan, Casey 1997-99
 Sullivan, Mike 1970-71
 Swanson, David 1989-90, 92-93
 Swanson, Jon 1990-93
 Pingrey, Dan 1979-82
 Swick, Cory 1985
 Sytsma, Brent, 1985-86, 88

T

Taylor, Kye 2003-05
 Tegman, Larry 1977
 Tercek, Shane 1990-91
 Thilmoney, Jamie 1989
 Thompson, Kenny 1994-95
 Thompson, Mark 1980
 Tolstolutsky, Vadim 1997-00
 Traub, Doug 1969
 Traub, Marlin 1968
 Truax, Greg 2003-05
 Turner, Josh 1998

U

Umble, Lance 1989-90

V

Vaillancourt, Ross 2002-05
 Vandamme, Alex 1996-99
 VanDuine, Will 2000
 Van Rooy, Steve 1968

W

Wade, Jeremy 2000
 Wagner, Dave 1968
 Walker, Craig 1990-91
 Ward, James 2001-04
 Weis, Rigel 1997-99
 Wells, Dave 1978
 Westendorf, Nick 2003
 Wheeler, Mark 1982
 White, Greg 1973-76
 White, Jim 1971-74
 White, Terry 1973-76
 Wideman, Eric 1993
 Wildman, Brent 1972
 Willis, Andy 2003-05
 Winslow, Dale 1971-72
 Wittrell, David 1982-85
 Wollen, Gordon 1974
 Woodward, Ted 1968
 Wright, Dean 1981

Y

Yerger, Jeff 1968
 Yerkes, Jeremy 2002-03
 Yoder, Rex 1972-74
 Yokers, Brian 1998-00

Z

Zell, Kit 1972-75
 Zlateff, Chad 1995-96

Factoid

Truly a family affair, the SPU soccer team has had 14 sets of brothers come through the ranks, including three at one time (Greg, Jim and Terry White from 1973-74) and identical twins (James and Jason Dunn from 1991-93).

SEASON AWARDS

All-America (NSCAA)

First Team

Jeff Storrs, g, 1987
 Vasco Rubio, f, 1990
 Marcus Hahnemann, g, 1991
 James Dunn, d, 1992
 Jason Dunn, f, 1992
 James Dunn, d, 1993
 Jason Dunn, f, 1993
 Nate Daligcon, m, 1995
 Ricci Greenwood, f, 1995
 Dana Garner, f, 2000

Second Team

David Wittrell, d, 1985
 Jeff Storrs, g, 1986
 Chris McDonald, d, 1988
 Marcus Hahnemann, g, 1992
 Marcus Hahnemann, g, 1993
 Nate Daligcon, m, 1994
 Dana Garner, f, 1998
 Johann Noetzel, g, 1999



David Wittrell was the first SPU All-American in 1986

Third Team

Ross Vaillancourt, m, 2005

Senior Bowl

Jose Reyes, 1977
 Sergio Soriano, 1981
 David Wittrell, 1985
 Scott Cairns, 1986
 Glenn Lurie, 1986
 Bob Bruch, 1987
 Jason Farrell, 1992
 Nate Daligcon, 1995

Soccer America MVPs

Peter Hattrup, 1985
 Scott Cairns, 1986
 Jason Dunn, 1993

Academic All-America

Chris McDonald, 1988
 Geoff Martin, 1997
 Barth Riedel, 1999



Chris McDonald was both All-America and Academic All-America in 1988

NCAA Postgraduate Scholar

Terry McGill, 1981
 Doug Backous, 1984

All-Region (NSCAA)

1972 Doug McKenna, m
 1973 Ken Covell, f
 Dave Landry, g
 1974 Ken Covell, f
 1976 Jose Reyes, m
 1981 Sergio Soriano, g
 Bruce Raney, f
 1982 Doug Backous, d
 Peter Hattrup, m
 1983 David Wittrell, d
 Peter Hattrup, f
 Dennis Gunnell, d
 1984 Dennis Gunnell, d
 David Wittrell, d
 Scott Cairns, m
 1985 John Richardson, g
 David Wittrell, d
 Scott Cairns, m
 Glenn Lurie, f
 Peter Hattrup, f
 1986 Jeff Storrs, g
 Scott Cairns, m
 1987 Jeff Storrs, g
 Chris McDonald, d
 Bob Bruch, m
 Mark Faller, f
 Danny Machado, f
 1988 Jeff Storrs, g
 Chris McDonald, d
 Bob McLaughlin, m
 Vasco Rubio, f
 1989 Steve McCrath, d
 Vasco Rubio, f

1990 Vasco Rubio, f
 1991 Jason Farrell, f
 Marcus Hahnemann, g
 Jason Dunn, f
 1992 Jason Farrell, f
 James Dunn, d
 Jason Dunn, f
 Marcus Hahnemann, g
 1993 Jason Dunn, f
 James Dunn, d
 Marcus Hahnemann, g
 1994 Nate Daligcon, m
 Dion Earl, m
 John Heimbigner, d
 1995 Nate Daligcon, m
 Ricci Greenwood, f
 Todd Stauber, m
 1996 Jacobi Goodfellow, d
 Seth Alshuler, d
 Dana Garner, f
 1997 Dana Garner, f
 1998 Dana Garner, f
 Vadim Tolstolutsky, f
 Jared Dickerson, d
 Alex Vandamme, m
 Erik Skipper, m
 1999 Johann Noetzel, g
 Vadim Tolstolutsky, f
 Alex Vandamme, m
 Grant Falco, f
 2000 Dana Garner, f
 2001 Grant Falco, f
 2002 Brent Egbert, m
 2003 Matt Laughlin, d
 2004 Ross Vaillancourt, m
 2005 Ross Vaillancourt, m
 Kellen Rosten, g
 Andy Willis, f
 Matt Kemper, m

Academic All-Region

Chris McDonald, 1988
 Brian Meier, 1992
 Dave Swanson, 1992
 Dave Swanson, 1993
 Geoff Martin, 1996
 Geoff Martin, 1997
 Barth Riedel, 1998
 Barth Riedel, 1999
 Erik Skipper, 2001
 James Ward, 2003

Conf. Player of the Year

1991 Jason Farrell
 1992 Jason Dunn
 1993 Jason Dunn
 1998 Dana Garner
 1999 Johann Noetzel
 2000 Dana Garner
 2005 Kellen Rosten

Conf. Newcomer/Year

2001 James Ward
 2002 Jeremy Yerkes

Conf. Freshman/Year

2003 Andy Willis

All-Conference (NCSC)

1971 Ray Reid, g
 Doug McKenna, d
 Ken Covell, f
 1972 Dave Landry, g
 Doug McKenna, d
 Ralph Rand, d
 Ken Covell, f
 1973 Dave Landry, g
 Ralph Rand, d
 Dave Rosenberger, d
 Ken Covell, f
 Kit Zell, f
 1974 Terry White, m
 Jose Reyes, m
 Kit Zell, f
 Ken Covell, f
 1975 Dave Ellis, d
 Terry White, d
 Jose Reyes, m
 Kit Zell, f
 1976 Ken Hall, g
 Jamie Deming, d
 Terry White, m
 Jose Reyes, m
 Steve Newman, f
 1977 Dan Dapper, d
 1977 Jose Reyes, m
 1978 Sergio Soriano, g
 Jamie Deming, d
 Ric Miller, d
 1978 Bruce Raney, f
 1979 Sergio Soriano, g
 Ric Miller, d
 Mark Metzger, d
 Chris Hellenkamp, m
 Bruce Raney, f
 1980 Sergio Soriano, g
 Terry McGill, d
 Chris Hellenkamp, m
 Jim McKay, f
 Bruce Raney, f
 1981 Sergio Soriano, g
 Don Farler, d
 Brad Elmenhurst, m
 Bruce Raney, f
 1982 Doug Backous, d
 Dan Pingrey, d
 1983 David Wittrell, d
 Scott Cairns, m
 Brad Elmenhurst, m
 Peter Hattrup, f

SEASON AWARDS

- 1984 Dennis Gunnell, d
David Wittrell, d
Scott Cairns, m
- 1985 John Richardson, g
David Wittrell, d
Scott Cairns, m
Peter Hattrup, f
Glenn Lurie, f
- 1986 Kelly Le Bard, d
Chris McDonald, d
Bob Bruch, m
Scott Cairns, m
Mark Faller, f
- 1987 Jeff Storrs, g
Chris McDonald, d
Bob Bruch, m
Craig Ottosen, m
Bob McLaughlin, m
Mark Faller, f
- 1988 Jeff Storrs, g
Chris McDonald, d
Bob McLaughlin, m
- 1989 Vasco Rubio, f
- 1990 Pat Patterson, d
Vasco Rubio, f
- 1991 Jason Farrell, f
Jason Dunn, f
Todd Haley, d
Marcus Hahnemann, g
- 1992 Jason Farrell, f
Jason Dunn, f
James Dunn, f
Dion Earl, m
Marcus Hahnemann, g
- 1993 Jason Dunn, f
James Dunn, d
Marcus Hahnemann, g
John Heimbigner, d
Nate Daligcon, m
Todd Stauber, m

All-Conference (PWC)

- 1998 Dana Garner, f
Vadim Tolstolutsky, f
- 1999 Johann Noetzel*, g
Grant Falco, f
Alex Vandamme, m
Vadim Tolstolutsky, f
Jared Dickerson, d
Cory Janzen, m
- 2000 Jared Dickerson, d
Dana Garner*, f
Cory Janzen, m
Erik Skipper, m
Vadim Tolstolutsky, f

*Player of the Year

All-Conference (GNAC)

- 2001 Grant Falco, f
Michael Pardini, d
Bob Schefter, m
Erik Skipper, m

- David Smith, f
James Ward, g
- 2002 Michael Brkich, m
Brent Egbert, m
Grant Falco, f
Nick Letts, f
Michael Pardini, d
Ross Vaillancourt, d
Jeremy Yerkes, f
- 2003 James Ward, g
Matt Laughlin, d
Ross Vaillancourt, m
Jeremy Yerkes, f
Michael Morris, m
Kye Taylor, d
Andy Willis, f
- 2004 Ross Vaillancourt, m
Brent Egbert, f
Nick Letts, f
Andy Willis, f
James Ward, g
David Smith, d
- 2005 Kellen Rosten, g
Ross Vaillancourt, m
Andy Willis, f
Matt Kemper, d
Steve Spencer, m
Colin Kosco, d

Academic All-Conference

- 1998 Robbie Berg, m
Barth Riedel, m
Alex Vandamme, m
- 1999 Robbie Berg, m
Barth Riedel, m
Brian Yokers, m
- 2000 Robbie Berg, m
Jared Dickerson, d
Brian Yokers, m
- 2001 Bob Schefter, m
Michael Schefter, m
Erik Skipper, m
- 2002 Brent Egbert
Cory Janzen
Matt Laughlin
Michael Schefter
David Smith
James Ward
- 2003 Michael Schefter
James Ward
Ross Vaillancourt
- 2004 Greg Truax
Kye Taylor
James Ward
Michael Morris
Andrew Willis
David Smith
Ross Vaillancourt
Brent Egbert
- 2005 James Coggan
Jeff Hallenbeck
Kye Taylor
Greg Truax

Drew Macha
Michael Morris
Andy Willis
Ross Vaillancourt



Scott Cairns started in four NCAA finals, winning three titles

SEASON AWARDS

Team Awards

Most Valuable

1968 Thandi Manzini
 1969 Gary Arnett
 1972 Ken Covell
 1973 Ken Covell
 1974 Kit Zell, Ken Covell
 1975 David Ellis
 1976 Ken Hall
 1977 Jose Reyes
 1979 Ric Miller
 1980 Terry McGill
 1981 Sergio Soriano
 1982 Doug Backous
 1983 Brad Elmenhurst,
 Dennis Gunnell,
 Peter Hattrup
 1984 Dennis Gunnell
 1985 Peter Hattrup
 1986 Scott Cairns,
 Jeff Storrs
 1987 Jeff Storrs
 1988 Bob McLaughlin
 1989 Pat Patterson
 1990 Pat Patterson
 1991 Todd Haley
 1992 Jason Dunn
 1993 Jason Dunn
 1994 Nate Daligcon
 1995 Nate Daligcon
 1996 Jacobi Goodfellow
 1997 Dana Garner
 1998 Jared Dickerson
 1999 Johann Noetzel
 2000 Vadim Tolstolutsky
 2001 Grant Falco, James
 Ward
 2002 Cory Janzen
 2003 Matt Laughlin
 2004 Brent Egbert
 2005 Kellen Rosten

Most Improved

1969 Doug Traub
 1972 Rex Yoder
 1974 Ken Hall
 1975 Doug Mosich
 1976 Ric Miller, Dan
 Ghormley
 1977 Terry McGill
 1978 Eric Benz
 1980 Brad Elmenhurst
 1981 Joe McAuliffe,
 Todd Reichert
 1982 Tom Blahous
 1983 John Richardson
 1984 Bob Bruch
 1985 Chris McDonald
 1986 Rod Myers
 1987 Rick Myers

1988 Reece Olney
 1989 Brian Fairchild
 1990 Lance Umble
 1991 Phil Bullard
 1992 Stefan Ritter
 1993 Brian Martin
 1994 Kenny Thompson
 1995 Todd Simmons
 1996 Andy Quinn
 1997 Josh Davis
 1998 Eric Rudland
 1999 Eric Rudland
 2000 Bob Schefter
 2001 Sean Sandin
 2002 Nick Letts
 2003 Michael Hirsch
 2004 Nathan Elmenhurst
 2005 Jeff Hallenbeck

Most Inspirational

1969 Ron Sorenson
 1970 Don Stump
 1972 Larry Delamarter
 1974 Gordy Issac
 1975 Kit Zell
 1976 Greg White
 1977 Robert Jumonville
 1980 Kit Favorite, Mark Thompson
 1981 Jon Jones
 1982 Doug Backous
 1983 Kelly Le Bard
 1984 Kirk Bjornethun
 1985 Todd Reichert
 1986 Darren Loken
 1987 Craig Ottosen
 1988 Reece Olney
 1989 Brian Fairchild
 1990 Sparky Parker
 1991 Sparky Parker
 1992 James Dunn,
 Dion Earl
 1993 James Dunn
 1994 Phil Bullard
 1995 Todd Stauber
 1996 Joel Cooke
 1997 Joel Cooke
 1998 Joel Cooke
 1999 Barth Riedel
 2000 Robbie Berg
 2001 Mike Pardini
 2002 Mark Cox
 2003 James Ward
 2004 Tyler Falco
 2005 Sean Sandin

PLAYERS IN THE PROS

U.S. National Team

Senior National Team

Jason Dunn, f
 Marcus Hahnemann, g

National Five-a-Side

Peter Hattrup, f
 Chris Hellenkamp, m



Marcus Hahnemann has six caps for the U.S. and helped lead Colorado to the MLS Cup Final in 1997. He currently plays for Reading in the English Premier League

National Amateur/B Team

Jason Farrell, 1992
 Jason Dunn, 1993
 Peter Hattrup, 1984
 Ricci Greenwood, 1995

Olympic Festival

James Dunn, 1991
 Jason Dunn, 1993
 Peter Hattrup, 1985, 86

Professional Clubs

Doug Backous, d
 Seattle/A-League (1984)

Tom Blahous, d-f
 Seattle/A-League (1984-86)

Bob Bruch, m
 Seattle/A-League (1986-88)
 Los Angeles/MISL (1988-89)
 California/A-League (1989)
 Los Angeles/A-League (1990)
 Anaheim/CISL (1994)

Nate Daligcon, m
 Seattle/A-League (1996, 02)
 Rochester/A-League (1997-01)

James Dunn, d
 Seattle/A-League (1994-96)
 Detroit/NPSL (1995)
 Kansas City/NPSL (1996-97)

Seattle/CISL (1997)
 Carolina/A-League (1997)
 Florida/NPSL (1999)
 Wichita/MPSL (2000-01)

Jason Dunn, f
 Seattle/A-League (1994-96)
 Wichita/NPSL (1996-01)
 Seattle/CISL (1997)
 Harrisburg/MISL (2002)

Dion Earl, d
 Seattle/CISL (1995-96)
 Seattle/A-League (1997)

Don Farler, d
 Seattle/A-League (1985-88, 90)

Jason Farrell, f
 Seattle/A-League (1994-96)
 Kansas City/NPSL (1995-98)
 Columbus/MLS (1997-00)
 Seattle/A-League (2001-04)



Jason Farrell started for the MLS Columbus Crew in 2000

Dana Garner,
 Vancouver/A-League (2001)

Rob Goff, d
 Kansas City/NPSL (1993-95)

Ricci Greenwood, f
 Columbus/MLS (1996)
 El Paso/A-League (1997)

Marcus Hahnemann, g
 Seattle/A-League (1994-96)
 Colorado/MLS (1997-99)
 Fulham/England (2000-02)
 Reading/England (2002-06)

Peter Hattrup, f
 Tacoma/MISL (1986-88)
 Seattle/A-League ('84, 86, 88-89)
 Kansas City/NPSL (1989-93)
 Portland/A-League (1990)
 San Francisco/A-League (1993)
 Seattle/A-League (1994-95)
 Dallas/MLS (1997)
 Seattle/A-League (1997-98)
 Milwaukee/NPSL (1998-00)
 Seattle/A-League (2001)

Chris Hellenkamp, m
 Portland/NASL (1981-82)
 Dallas/ASL (1983-84)
 San Diego/NASL (1982-83)
 Tacoma/MISL (1983-84)
 Louisville/NPSL (1984-87)
 Ft. Wayne/NPSL (1987-89)
 Atlanta/NPSL (1989-91)
 Milwaukee/NPSL (1995)
 Atlanta/A-League (1995)

Mike Hiatt, f
 Seattle/A-League (1984-85)

Shane Hickson, m
 Los Angeles/CISL (1993)
 Anaheim/CISL (1994-95)

Dennis Kain, f
 Seattle/A-League (1984)

Randy Karr, m
 Portland/CISL (1994)



Dave Landry was the first NASL player from SPU

Seattle/CISL (1995)

Dave Landry, g
 Portland/NASL (1975-76)

Glenn Lurie, f
 Cleveland/MISL (1988)
 Atlanta/NPSL (1989)
 Memphis/NPSL (1990)
 Milwaukee/NPSL (1990)

Steve McCrath, d
 Seattle/A-League (1990)
 Milwaukee/NPSL (1994)

Terry McGill, d
 Seattle/A-League (1984)

Gerard McGlynn, f
 Seattle/A-League (1984-85)

Bob McLaughlin, m
 Seattle/A-League (1989)

Teddy Mitalis, m
 Seattle/A-League (1984)

Doug Morrill, d
 Vancouver/A-League (1993)
 Seattle/A-League (1994-97)

Steve Newman, f
 Indianapolis/ASL (1979)
 Seattle/NASL (1979)
 Cleveland/MISL (1978-79)
 Columbus/ASL (1980)

Johann Noetzel, g
 Dallas/MLS (2000)

Kevin O'Keefe, d
 Seattle/A-League (1986)

Brad Owens, f
 Seattle/CISL (1995-96)

Dan Pingrey, d
 Seattle/A-League (1985)

Bruce Raney, f
 Seattle/A-League (1984-86)

Vasco Rubio, f
 Sacramento/CISL (1993)
 Seattle/CISL (1995)

Chuck Sekyra, d
 Seattle/A-League (1988)

Sasha Shefts, m
 Seattle/A-League (1984)

Sipho Sibiya (Riopol), m
 Vancouver/A-League (1995-96)
 Seattle/A-League (1997)

Todd Stauber, m
 Seattle/CISL (1996-97)
 Seattle/A-League (2001)

Jeff Storrs, g
 Seattle/A-League (1987-88)

Vadim Tolstolutsky,
 Portland/A-League (2001-02)

James Ward, g
 Seattle/A-League (2005)

Terry White, d
 California/NASL (1978)

David Wittrell, d
 Seattle/A-League (1986)

Kit Zell, f
 Portland/NASL (1976)

These former players have seen action during a North American Soccer League

SOCCER TEAM HISTORY

The Big Games

Oct. 12, 1968 at Lower Woodland
Seattle University 4, SPU 1
First game vs. intercollegiate opposition.

Oct. 10, 1970 at Interbay Field
BCIT 7, SPU 0
Canadian technical college delivers rude welcome to McCrath in first game as coach.

Sept. 26, 1972 at Memorial Stadium
SPU 1, St. Louis 1
Falcons, Northwest soccer gets huge boost from draw with defending NCAA champions.

Oct. 10, 1974 at Husky Stadium
SPU 3, San Francisco 3
Giant killer reputation sticks as Falcons tie West Coast giant and past NCAA champion Dons.

Nov. 28, 1974 at St. Louis
SPU 3, Eastern Illinois 2
Out-done statistically, hustle and opportunism earn Falcons their first trip to NCAA final.

Nov. 29, 1975 at Memorial Stadium
SPU 1, Baltimore 3
Nearly 7,000 home fans see Seattle Pacific make it to final for second straight year.

Dec. 2, 1978 in Miami
SPU 1, Alabama A&M 0 ot
Falcons shock overwhelming favorite for first NCAA title in four overtime periods.

Sept. 11, 1979 at Husky Stadium
SPU 2, SIU Edwardsville 1
Victory becomes more impressive after legendary Guelker & Co. later win NCAA Div. I crown.

Oct. 21, 1981 at Memorial Stadium
SPU 2, Washington 0
Extends unbeaten streak against Huskies to seven games over four seasons.

Dec. 6, 1986 at Memorial Stadium
SPU 4, Oakland 1
Falcons become first (and only team to date) to win back-to-back NCAA Division II titles.

Oct. 5, 1991 at Newport Stadium
SPU 1, Portland 0
McCrath's 300th SPU victory comes at expense of proven Division I power.

Dec. 2, 1993 at Melbourne, FL
SPU 5, Florida Tech 5 ot (10-9 tb)
The most dramatic game in NCAA soccer history as Falcons rally from 5-3 down in final 62 seconds of overtime and advance to championship game via 13-round penalty kick tiebreaker.

Nov. 9, 1996 at Newport Stadium
SPU 1, Washington 1 ot
Tie with No. 2 team in Div. I clinches playoff berth

Oct. 8, 1997 at Interbay Stadium
SPU 4, Portland 3
Dana Garner scores three goals to shock Pilots

Nov. 7, 1998 at Interbay Stadium
SPU 2, Washington 1
Vadim Tolstolovsky's long bomb with 68 seconds left caps comeback vs. D-I's No. 2 team

Nov. 5, 2005 at Interbay Stadium
SPU 1, Seattle University
Kellen Rosten saves penalty kick and win not only clinches NCAA tournament berth but dethrones defending national champions

Seattle Pacific Soccer History

The most successful program in NCAA Division II, Seattle Pacific University's storied history of sponsoring men's intercollegiate soccer began in 1968 when then-athletic director Les Habegger responded to a groundswell of student interest by creating a varsity team. Arnie Aizstrauts, a local soccer icon of his day, was named coach. According to accounts in *The Falcon*, the original teams were comprised mainly of foreign students and sons of former missionaries.

The first official varsity match was a non-counter versus Charles Wright Academy, a high school preparatory in Tacoma, at Interbay Field on Oct. 9, 1968. Thandi Manzini scored the first two goals of that game. However, in the first outing versus intercollegiate opposition three days later, Mel Scott scored the first official goal, converting a penalty kick in a 4-1 loss to Seattle University.

In 1970, Seattle Pacific president David McKenna, seeking an accelerated rate of development for the program, sought out Cliff McCrath, a proven coach at Michigan sister school Spring Arbor. Although McCrath had no allocated scholarships early on, the team achieved its first winning record and qualified for postseason play, both in 1971.

By McCrath's third season, Seattle Pacific was forging a national reputation by virtue of a startling 1-1 tie with defending D-I champion St. Louis. The giant-killer reputation was enhanced by a 3-3 draw with San Francisco in '74, the four-overtime triumph over Alabama A&M for the first NCAA title in '78 and a 2-1 victory over Southern Illinois-Edwardsville (the eventual D-I champion) in '79. The most recent shocker came in 1998, with a 2-1 defeat of crosstown rival Washington, then ranked No. 2 in D-I.

Throughout its first 29 years, all the success came in spite of the fact that the Falcons had no home field of their own. However, in 1997 they moved into the new, soccer-dedicated Interbay Stadium near campus.

The Falcons, although affiliated with the Western Washington Soccer Conference, and later, the Northwest Collegiate Soccer Conference from 1968-93, were an NCAA independent until joining the Pacific West Conference in 1998. After three consecutive PacWest titles, SPU moved to the Great Northwest Athletic Conference in 2001.

During McCrath's tenure, SPU has qualified for the Div. II playoffs 29 times and won five national championships. Individually, several players have gone on to play for U.S. National Teams and over 30 have played professionally, including four for Major League Soccer clubs. Marcus Hahemann earned his seventh U.S. cap in 2005 and is currently with Reading of the English Premier League.



Ron Sorensen, left, and the original Falcon soccer team shown at the old Interbay Field in 1968

Seattle Pacific Coaching Records

Years	Coach	Won	Lost	Tied	Pct.
1968-69	Arnie Aizstrauts	1	14	2	.118
1970-05	Cliff McCrath	493	169	78	.666

PAST SEASON RECORDS

SPU Season Records

<i>Year</i>	<i>Head Coach</i>	<i>W-L-T</i>	<i>Pct</i>	<i>NCAA Honors</i>	<i>Nat.*</i>	<i>Reg.*</i>	<i>Conf. Pl.</i>	<i>v. Div. I</i>	<i>GF</i>	<i>GA</i>	<i>Tourn. Wins</i>
1968	Arnie Aizstrauts	0-7-1	.063				4th WWSC	0-4-1	7	24	
1969	Arnie Aizstrauts	1-7-0	.125				5th WWSC	0-4-0	3	18	
1970	Cliff McCrath	0-7-3	.150				5th WWSC	0-3-1	10	37	
1971	Cliff McCrath	7-3-4	.643	1st Round			2nd WWSC	0-1-3	39	27	
1972	Cliff McCrath	11-4-3	.694	1st Round			2nd NCSC	3-3-2	40	15	
1973	Cliff McCrath	14-4-1	.763	1st Round			2nd NCSC	4-3-0	60	14	
1974	Cliff McCrath	11-4-5	.675	2nd Place			1st NCSC	2-1-4	52	32	
1975	Cliff McCrath	14-4-5	.717	2nd Place			3rd NCSC	3-2-3	58	32	2
1976	Cliff McCrath	14-5-1	.725	1st Round			2nd NCSC	3-2-1	46	19	1
1977	Cliff McCrath	13-6-3	.659	2nd Place			3rd NCSC	1-2-2	60	36	
1978	Cliff McCrath	18-5-4	.741	Champion			2nd NCSC	4-2-2	75	27	1
1979	Cliff McCrath	16-5-3	.729	3rd Place			2nd NCSC	7-3-3	65	25	3
1980	Cliff McCrath	15-3-5	.761	1st Round			1st NCSC	3-2-1	66	13	1
1981	Cliff McCrath	15-5-3	.717	1st Round	6	3	2nd NCSC	4-2-1	56	22	2
1982	Cliff McCrath	13-7-1	.643		--	--	3rd NCSC	4-6-0	60	29	1
1983	Cliff McCrath	16-4-1	.786	Champion	4	1	3rd NCSC	4-2-1	61	25	1
1984	Cliff McCrath	19-6-1	.750	2nd Place	5	1	5th NCSC	6-2-1	45	17	1
1985	Cliff McCrath	20-3-0	.870	Champion	3	1	3rd NCSC	5-2-0	89	19	1
1986	Cliff McCrath	17-4-2	.783	Champion	7	2	2nd NCSC	1-1-2	59	18	2
1987	Cliff McCrath	18-2-4	.833	Quarterfinal Round	5	2	3rd NCSC	3-0-2	79	13	1
1988	Cliff McCrath	16-6-0	.727	Quarterfinal Round	3	1	3rd NCSC	2-3-0	42	18	
1989	Cliff McCrath	9-8-2	.526		--	--	5th NCSC	3-5-0	35	30	
1990	Cliff McCrath	15-3-4	.773	2nd Place	2	1	1st NCSC	2-2-4	44	19	3
1991	Cliff McCrath	17-2-1	.875	Quarterfinal Round	3	1	1st NCSC	5-2-0	49	13	3
1992	Cliff McCrath	16-3-1	.825	Semifinal Round	8	3	2nd NCSC	3-3-0	68	16	1
1993	Cliff McCrath	18-2-1	.881	Champion	3	1	1st NCSC	3-1-0	78	23	3
1994	Cliff McCrath	14-5-4	.696	Semifinal Round	5	2	(Ind.)	0-3-1	73	38	2
1995	Cliff McCrath	13-7-0	.650	First Round	8	2	(Ind.)	1-3-0	37	30	1
1996	Cliff McCrath	12-8-2	.591	Quarterfinal Round	6	4	(Ind.)	0-1-1	42	29	
1997	Cliff McCrath	12-8-1	.571	Quarterfinal Round	9	2	(Ind.)	2-2-0	55	37	
1998	Cliff McCrath	14-7-2	.652	Semifinal Round	4	1	1st PWC	1-1-0	50	32	1
1999	Cliff McCrath	15-4-2	.762	First Round	11	1	1st PWC	0-2-0	44	14	
2000	Cliff McCrath	13-5-1	.684	First Round	13	2	tie-1st PWC	0-0-0	72	22	
2001	Cliff McCrath	10-8-1	.553		--	6	2nd GNAC	0-0-0	41	28	
2002	Cliff McCrath	11-6-2	.632		--	8	3rd GNAC	0-0-0	53	23	
2003	Cliff McCrath	9-8-2	.526		--	--	2nd GNAC	0-0-0	29	25	
2004	Cliff McCrath	13-3-2	.778		25	5	2nd GNAC	0-0-0	38	19	
2005	Cliff McCrath	15-3-3	.786	Second Round	7	2	2nd GNAC	0-0-0	41	13	
Totals	756 games	493-183-80	.741	5 NCAA Championships 28 Playoff Appearances			6 Champs. 9 Runnerups	79-74-36	1880	886	32

*Final poll placement

NCAA CHAMPIONSHIP RECAPS

Seattle Pacific 1, Alabama A&M 0 (2ot)

Scoring: 1, SPU, Raney (McKay, Benz) 126:47.
Shots: SPU 14, AAM 22. Saves: SPU (Soriano)
8, AAM (Onweukwe) 4. Corner kicks: SPU 4,
AAM 12. Fouls: SPU 16, AAM 29.

Lineup: Soriano, Benz, Deming, Hall, Miller,
Gordon, Hiatt, Metzger, McGill; Bloudoff,
McKay. Subs: Jumonville, Raney, Patton,
Johnson, Osborn. Defensive MVP: Miller

A Close Shave

MIAMI (Dec. 2, 1978) — On the eve of the 1978 NCAA Division II Championship game, Cliff McCrath made a modest proposal to his team. “If you win the national championship,” he said, “I will crawl on my hands and knees from campus to the Space Needle. I’ll shave off my glorious mustache, and I’ll buy a Pepsi for every student at SPU.”

Given the situation, it seemed a safe bet that McCrath could keep his facial hair, et al. The Falcons’ opponent was Alabama A&M, with perhaps the most talented cast of players ever assembled on one college team, at the time. A&M, needless to say, was the overwhelming favorite. The Bulldogs (19-2-1) had bulldozed through the first three playoff foes by a combined score of 13-0, and had won eight straight overall.



Bruce Raney celebrates his game-winning sudden-death overtime goal in the 1978 NCAA Championship game

But SPU baffled Alabama’s cast of Nigerian and Jamaican nationals with heart and hustle. Goalie Sergio Soriano, a freshman from Miami Beach, saved two early chances, and was saved by the post on another. Building from the back and sweeper Ric Miller, Seattle Pacific soon turned the aggressor. Freshman Bruce Raney nearly broke the scoreless deadlock with five minutes remaining in regulation but A&M keeper Sylvester Onweukwe pushed the ball around the post. A first, and then a second sudden-death overtime period ensued.

Finally, 127 minutes into the match, with both sides showing the strain of the midday Florida heat, SPU put the final pieces together. Eric Benz threw long into the box for Jim McKay, whose header floated into the goalmouth. Raney raced in, beating Onweukwe to the ball, and nudged home the game-winning goal. Mission accomplished, a few days later in Seattle, McCrath made good on all three promises. After the 2.7-mile crawl and subsequent shave, that soda pop never tasted so good.

Against All Odds

TAMPA (Dec. 2, 1983) — As it turned out, the recipe for a second NCAA title was two parts Smurfs and one pick-up bed of Jell-O. Stir and serve to 4,000 fans of the title-bout opponent.

Seattle Pacific 1, Tampa 0

Scoring: 1, SPU, McGlynn (Elmenhurst) 9:35.
Shots: SPU 9, TAM 20. Saves: SPU (Glandon)
7, TAM (Devlin) 3. Corner kicks: SPU 3, TAM
11. Fouls: SPU 15, TAM 13.

Lineup: Glandon; Donnelly, Gunnell, Backous,
Wittrell; Shefts, Elmenhurst, Cairns, Hattrup;
McGlynn, Blahous. Subs: Lurie, O’Keefe,
McKeown, Lanpouthakoun. Offensive MVP:
Blahous.



Cliff McCrath rides out of Tampa on the shoulders of the 1983 NCAA champions

This SPU team, who, for whatever reason, adopted the blue-faced Smurf cartoon characters as their season mascot, strode into the University of Tampa’s Pepin-Rood Stadium as definite underdogs to the top-ranked Spartans. The rankings, the crowd, everything pointed in Tampa’s favor. So, a week before, McCrath inspired his team to a semifinal victory by promising to swan-dive into a truck full of Jell-O. His players provided the encore.

Tampa wasted no time tearing into the attack after the opening kickoff. But the Spartans’ overzealous style backfired in the ninth minute. Brad Elmenhurst intercepted at midfield and sprinted for goal. Spying Gerard McGlynn sprinting down the middle, Elmenhurst pushed the ball through. McGlynn got it, sneaked a peak at the goal and, while falling off-balance, toed the ball past the onrushing keeper.

Although Tampa went on to out-shoot the Falcons 20-9, only twice was goalie Bill Glandon truly put to the test. It was the first time the Spartans had been blanked at home in three years. “Really, we got

lucky,” said Glandon. “But that’s the playoffs. Sometimes you have got to be lucky.”

NCAA CHAMPIONSHIP RECAPS

Seattle Pacific 3, Florida International 2

Scoring: 1, SPU, Hattrup (Faller, McDonald) 24:00; 2, SPU, Hattrup (Bruch) 38:21; 3, SPU, Lurie (Hattrup, Ottosen) 49:11; 4, FIU, Gomez (unassisted) 64:00; 5, FIU, Oliver (Parkinson) 70:14. *Shots:* SPU 9, FIU 14. *Saves:* SPU (Richardson) 5, FIU (Wolff) 5. *Corner kicks:* SPU 3, FIU 8. *Fouls:* SPU 13, FIU 13.

Lineup: Richardson; O'Keefe, Le Bard, McDonald, Wittrell; Ottosen, Cairns, Bruch; Hattrup, Faller, Lurie. *Subs:* Machado, Reichert. *Offensive MVP:* Hattrup.

Top of the Heap

MIAMI (Dec. 7, 1985) — It was beginning to read like an old script. The Falcons were in Florida again, and, yes, they were the underdog. Florida International was the defending NCAA champion, having beaten SPU 1-0 in Seattle in 1984. Their multi-national cast of stars would also be playing in ideal conditions for them: On grass, under the hot sun and in front of a raucous capacity crowd.

True, the Falcons had been forced out of Seattle because of 17 inches of snowfall, but they weren't exactly helpless. In fact, it was perhaps the most gifted group of guys McCrath had ever brought together. Led by local product Peter Hattrup, Seattle Pacific was scoring at the rate of nearly four goals per game. Hattrup alone had scored a season-record 24 goals, including five in one game.

The FIU offense produced three early chances to no avail. Then Hattrup took over. Following up on Mark Faller's header off the crossbar, he put SPU on top 1-0 in the 24th minute. Before halftime, Hattrup broke through alone, scoring on a low, 25-yard drive into the corner. Early in the second half, he unselfishly flicked-on Craig Ottosen's cross, giving Glenn Lurie a back-door goal and SPU a seemingly insurmountable 3-0 lead.

Not that things didn't get interesting. Juan Gomez pulled FIU a goal back, then Rudy Oliver capitalized on an errant SPU back pass. It was 3-2 with still 25 minutes to go. Dogged determination and spirited play from All-American David Wittrell and goalie John Richardson helped SPU dodge the final bullet.

Thus, Seattle Pacific went into the record books as being the first to win three NCAA Division II titles. But it would not be the last time the Falcons re-wrote collegiate soccer history.

Back-to-Back

SEATTLE (Dec. 6, 1986) — In the first 14 years of the NCAA Division II tournament, no team had ever accomplished the feat of back-to-back titles. Seattle Pacific had seen to that, beating Alabama A&M in 1987 and Florida International in 1985 to deny those schools of repeat performances. Now it was the Falcons' turn to try.

If ever there was a team of destiny at SPU, this was it. Nothing deterred them. Not the loss of their top player, Peter Hattrup, to the professional ranks. Not a mediocre midseason record of 6-3-1. And not even the first-round roadblock posed by Cal State Northridge—the No. 1 team in the nation.

In fact, by the time they reached the NCAA title game, the Falcons looked unbeatable. Sophomore goalie Jeff Storrs was on his way to an All-America season with game-saving exploits in playoff wins over Chico State and Northridge. Mark Faller emerged as a clutch scorer, and 6-foot-5 stopper Chris McDonald was the dominant defender on the coast.

But success is sometimes an end-product of so many subtle contributions, and Scott Cairns made more than his share of contributions. Cairns, a senior, was making his fourth straight starting midfield appearance in an NCAA final, this time against Oakland University of Michigan. Soon after the opening whistle he began carving up the Pioneers with his usual pinpoint passing.

Seattle Pacific 4, Oakland 1


Scoring: 1, SPU, McDonald (Cairns, Sekyra) 2:02; 2, SPU, Faller (McDonald) 2:54; 3, OAK, Hagen (Mayo, Enyedy) 39:19; 4, SPU, Smith (Ottosen) 55:30; 5, SPU, Bruch (penalty kick) 79:44. *Shots:* OAK 9, SPU 18. *Saves:* OAK (Alberti) 2, SPU (Storrs 3/Loken 0) 3. *Corner kicks:* OAK 2, SPU 4. *Fouls:* OAK 21, SPU 14.

Lineup: Storrs; Sekyra, Le Bard, McDonald, Myers; Cairns, Bruch, Ottosen; Lurie, Faller, Machado. *Subs:* Olney, Smith, Meeker, Fowler, Sytsma, Loken, McCrath. *Defensive MVP:* McDonald. *Offensive MVP:* Faller.



Peter Hattrup scored twice and assisted on the third SPU goal to earn MVP honors in the 1985 NCAA title game

NCAA CHAMPIONSHIP RECAPS



Mark Faller, offensive MVP of the 1986 NCAA Championship game, put SPU ahead 2-0 in the third minute

Two minutes into the match, despite a tender quadricep muscle, Cairns twisted into the air to head the ball against the crossbar. The carom was converted by McDonald for an early 1-0 lead. Less than a minute later, with the game not yet three minutes old, McDonald found Faller for 2-0. Faller had two other goals disallowed, and Oakland managed to make it 2-1 at halftime. In the second half, Seattle Pacific quickly put it away. Reserve Matt Smith made it 3-1 in the 56th minute and Bob Bruch added a penalty kick at 79:44.

To the standing ovation of 4,100 hometown fans in Memorial Stadium, Cairns & Co. triumphantly hoisted the trophy overhead. Playing their fourth final in as many years, they had become the first team to ever win back-to-back championships, and had done so in convincing fashion, winning by a tournament-record three goals.

Never Give Up

MELBOURNE, Fla. (Dec. 4, 1993) — Forever they will be known as the guys who refused to give up. They easily could've quit, well before even reaching the 1993 NCAA Championship game. Instead they stood together and prevailed.

For the record, Seattle Pacific's fifth national title was won in workmanlike fashion against reigning champion Southern Connecticut. But that match was anticlimactic in comparison to the epic semifinal two days earlier.

Seattle Pacific and top-ranked and undefeated Florida Tech played a game for the ages. The sleepy city of Melbourne had to stay awake well past midnight to learn the outcome of the 4 hour, 7 minute marathon. FIT followers firmly believed the Falcons had been put to bed early after the Panthers pulled ahead 5-3 in overtime.

But SPU refused to surrender, and went forward in numbers as All-America sweeper James Dunn pulled on the keeper shirt to become an 11th attacker. Travis Connell's header closed the gap to 5-4 with 62 seconds left. Then in the dying moments a loose ball fell fortuitously to the feet of record-setting scorer Jason Dunn, James' identical twin, on the right flank. Dunn uncorked a low 25-yard drive which caromed into the net off a lunging defender as the clock expired.

The two teams played another 30 minutes of sudden-death overtime before finally settling matters in a gut-wrenching, 13-round penalty-kick shootout. James Dunn, still in goal, made two saves, Jason converted two kicks and SPU won the tiebreaker 10-9.

Although physically and emotionally spent, Seattle Pacific parlayed an early goal by Dominic Dickerson and clutch goalkeeping from three-time All-American Marcus Hahnemann into a 1-0 result against Southern Connecticut.

Seattle Pacific 1, Southern Connecticut St. 0

Scoring: 1, SPU, Dickerson (Jason Dunn, Stauber) 9:47. *Shots:* SPU 7, SCS 9. *Saves:* SPU (Hahnemann) 7, SCS (Oshoniyi) 3. *Corner kicks:* SPU 3, SCS 10. *Fouls:* SPU 14, SCS 13.

Lineup: Hahnemann, Heimbigner, Ritter, Daligcon, Meier; J. Swanson, Stauber, T. Connell; D. Swanson; Dickerson, Jason Dunn. *Subs:* Greenwood, C. Connell, Martin, Bullard. *Defensive MVP:* Hahnemann. *Offensive MVP:* Jason Dunn.



Normally a defender, James Dunn donned the keeper shirt in the overtime semifinal comeback vs. FIT

NCAA CHAMPIONSHIP RECAPS



The 47 Factor

He calls it "God's sense of humor." Others contend it's coincidence. It's objectively known as The 47 Factor, and it has somehow figured into each of the Falcons' five NCAA Championships.

Cliff McCrath adopted his lucky number upon joining the Wheaton College soccer team in 1955. He was issued an old football jersey bearing the number 47. He went on to become a three-time All-American, and has worn a 47 on his shirts ever since.

In 1978 the Falcons won their first NCAA Championship, scoring a huge upset over No. 1 Alabama A&M. The time of the deciding goal: 126:47. In 1983 Seattle Pacific captured a second title by toppling top-ranked Tampa. At the time McCrath was 47 years of age. SPU took home its third trophy in '85 by clipping Florida International 3-2. It marked McCrath's 470th game as coach.

The 1986 NCAA Championship game was played in Seattle, situated on the 47th latitude. In front of

their hometown fans, the Falcons beat Oakland for their second straight title and fourth overall.

No wonder McCrath and many SPU followers felt good about the Falcons' ability to hold an early 1-0 lead against Southern Connecticut in 1993. The goal came 9 minutes, 47 seconds into the match. Said McCrath: "It figures."

NCAA Championship Games

<i>Year</i>	<i>Site</i>	<i>Score</i>
1972	Oneonta, N.Y.	SIU Edwardsville 1, Oneonta State 0
1973	Springfield, Mo.	Missouri St. Louis 3, Cal State Fullerton 1
1974	St. Louis	Adelphi 3, Seattle Pacific 2
1975	Seattle	Baltimore 3, Seattle Pacific 1
1976	Seattle	Loyola (Md.) 2, New Haven 0
1977	Miami	Alabama A&M 2, Seattle Pacific 1
1978	Miami	Seattle Pacific 1, Alabama A&M 0 (3ot)
1979	Miami	Alabama A&M 2, Eastern Illinois 0
1980	Miami	Lock Haven 1, Florida International 0
1981	New Haven, Ct.	Tampa 1, Cal State Los Angeles 0
1982	Miami	Florida International 2, So. Connecticut 1
1983	Tampa	Seattle Pacific 1, Tampa 0
1984	Seattle	Florida International 1, Seattle Pacific 0 (ot)
1985	Miami	Seattle Pacific 3, Florida International 2
1986	Seattle	Seattle Pacific 4, Oakland 1
1987	Tampa	So. Connecticut 2, Cal State Northridge 0
1988	Northridge, Ca.	Florida Tech 3, Cal State Northridge 2
1989	Greensboro, NC	New Hampshire 3, UNC Greensboro 1
1990	Melbourne, Fl.	So. Connecticut 1, Seattle Pacific 0 (tb)
1991	Melbourne, Fl.	Florida Tech 5, Sonoma State 1
1992	Tampa	So. Connecticut 1, Tampa 0
1993	Melbourne, Fl.	Seattle Pacific 1, So. Connecticut 0
1994	Tampa	Tampa 3, Oakland 0 (ot)
1995	Spartanburg, S.C.	So. Connecticut 2, USC Spartanburg 0
1996	Phoenix	Grand Canyon 3, Oakland 1
1997	Boca Raton, Fl.	Cal State Bakersfield 1, Lynn 0
1998	Spartanburg, S.C.	So. Connecticut 1, USC Spartanburg 0
1999	Miami Shores, Fl.	Southern Connecticut 2, Fort Lewis 1 (ot)
2000	Miami Shores, Fl.	Cal State Dominguez Hills 2, Barry 1 (ot)
2001	Tampa	Tampa 2, Cal State Dominguez Hills 1
2002	Virginia Beach, Va.	Sonoma State 4, Southern New Hampshire 1
2003	Virginia Beach, Va.	Lynn 2, Chico State 1
2004	Wichita Falls, Tx.	Seattle University 2, Southern Illinois Edwardsville

Factoid

Seattle Pacific accounts for two NCAA tournament records going into 2005. Peter Hattrup scored eight career playoff goals, including five in 1985, to match the record of three others. The Falcons' 19 corner kicks against UMSL (1983) and Florida International (1985) are both school and NCAA playoff records.

NCAA TOURNAMENT HISTORY

SPU in the NCAA Playoffs

Year	Opponent	Result/Score	Round	Site
1971	Chico State*	1-8	1st	Chico, Ca.
	UC Davis*	1-0F	Con	Chico, Ca.
1972	Chico State	2-3	1st	Chico, Ca.
1973	Westmont	1-3		Davis, Ca.
1974	Cal State Hayward	3-2	1st	Hayward, Ca.
	Cal State Fullerton	2-1	2nd	Fullerton
	Eastern Illinois	3-2	Semi	St. Louis
	Adelphi	2-3	Final	St. Louis
1975	UC Davis	2-1	1st	Seattle
	Cal State Hayward	2-1+	2nd	Hayward
	Adelphi	1-0	Semi	Seattle
	Baltimore	1-3	Final	Seattle
1976	Chico State	2-3+	1st	Seattle
1977	UC Davis	2-1	1st	Davis, Ca.
	San Francisco State	2-1	2nd	Seattle
	Wisconsin Green Bay	2-1	Semi	Miami
	Alabama A&M	1-2	Final	Miami
1978	Chapman	2-0	1st	Seattle
	San Francisco State	2-1	2nd	Seattle
	Southern Connecticut	1-0+	Semi	Miami
	Alabama A&M	1-0+	Final	Miami
1979	Chapman	3-0	2nd	Miami
	Alabama A&M	0-1+	Semi	Miami
	Southern Connecticut	1-0+	Con	Miami
	Chico State	2-3+	1st	Seattle
1980	Chico State	2-3	1st	Chico, Ca.
1981	Missouri St. Louis	5-2	2nd	Seattle
	Oakland	1-0	Semi	Seattle
	Tampa	1-0	Final	Tampa
	Oakland	1-0#	1st	Seattle
1984	Davis & Elkins	2-1#	2nd	Seattle
	Missouri St. Louis	2-1#	Semi	St. Louis
	Florida International	0-1+	Final	Seattle
	Cal State Northridge	3-2	2nd	Northridge, Ca.
1985	Davis & Elkins	2-1	Semi	Seattle
	Florida International	3-2	Final	Miami
	Chico State	1-0#	1st	Seattle
	Cal State Northridge	2-1	2nd	Northridge, Ca.
1986	Bridgeport	2-1	Semi	Seattle
	Oakland	4-1	Final	Seattle
	Cal Poly SLO	2-1	1st	Seattle
	Cal State Northridge	0-1	2nd	Northridge, Ca.
1988	Cal State Northridge	2-3+	2nd	Seattle
	Sonoma State	1-0	2nd	Seattle
	Florida Tech	2-1	Semi	Melbourne, Fl.
	Southern Connecticut	0-1#	Final	Melbourne, Fl.
1991	Cal Poly SLO	3-3F	2nd	Seattle
1992	Cal State Los Angeles	1-0	2nd	Los Angeles
	Southern Connecticut	1-1#	Semi	Tampa
1993	Sonoma State	4-1	2nd	Bellevue, Wa.
	Florida Tech	5-5#	Semi	Melbourne, Fl.
	Southern Connecticut	1-0	Final	Melbourne, Fl.
1994	Cal State Los Angeles	7-0	1st	Bellevue, Wa.
	Cal State Bakersfield	2-2#	2nd	Bakersfield, Ca.
	Oakland	4-6+	Semi	Tampa
1995	Grand Canyon	0-1	1st	Bellevue, Wa.
1996	Cal State Bakersfield	2-0	1st	Bakersfield, Ca.
	Grand Canyon	1-2+	2nd	Phoenix
1997	Fort Lewis	4-1	1st	Seattle
	Cal State Bakersfield	3-4+	2nd	Bakersfield, Ca.
1998	Fort Lewis	4-3	1st	Seattle
	Grand Canyon	2-1+	2nd	Seattle
	Southern Connecticut	0-3	Semi	Spartanburg, SC
1999	UC Davis	0-1	1st	Seattle
2000	Cal State Dominguez Hills	0-4	1st	Carson, Ca.
2005	Sonoma State	2-0	1st	Carson, Ca.
	Cal State Dominguez Hills	1-2+	2nd	Carson, Ca.

NCAA Playoff Leaders

National Championships

6	Southern Connecticut
5	Seattle Pacific
3	Tampa
2	Alabama A&M
	Florida International
	Florida Tech

Championship Game Appearances

10	Seattle Pacific
7	Southern Connecticut
5	Tampa
4	Florida International

Final Four Appearances

16	Southern Connecticut
14	Seattle Pacific
7	Oakland
6	Missouri St. Louis
	Tampa

Playoff Appearances

28	Seattle Pacific
25	Southern Connecticut
17	Missouri St. Louis
16	Tampa
14	Oakland

*NCAA Regional (Open to all divisions)

+Overtime(s)

#Decided by penalty kicks

ALL-TIME RESULTS



Arnie Aizstraits guided the Falcons through their first two seasons of play

1968 (0-7-1)


Coach: **Arnie Aizstraits**
Captain: **Mel Scott**

4	Charles Wright Acad. (ex)	0
1	Seattle University (L)	4
0	Washington (L)	0
0	Seattle University (L)	5
1	Washington (L)	2
1	Western Washington	2
7	at Charles Wright (ex)	1
1	Seattle University (L)	3
1	Washington (L)	2
8	Skagit Valley CC (L/ex)	0
2	at Western Washington	4

1969 (1-7-0)

Coach: **Arnie Aizstraits**
Captain: **Ron Sorenson**

0	Seattle University	4
0	at Washington	2
0	at Western Washington	5
0	Seattle University (L)	1
2	Puget Sound	0
0	Washington (L)	2
0	Western Washington (L)	2
1	at Puget Sound	2



Cliff McCrath was winless in his first 14 games, but has since taken SPU to five NCAA Championships

1970 (0-7-3)

Coach: **Cliff McCrath**
Captain: **Trevor Smee**

0	BCIT	7
0	Seattle University (L)	2
0	at Western Washington	9
4	at Puget Sound	4
0	Washington	2
2	Western Washington	3
3	at BCIT	3
0	at Washington	5

1	Seattle University (L)	1
0	Puget Sound	1

1971 (7-3-4)

Coach: **Cliff McCrath**
Captain: **Steve Bartlett**

0	Puget Sound	0
1	at Washington	2
1	Seattle University (L)	1
3	Western Washington	4
6	at Puget Sound	4
7	at Pacific Lutheran	0
2	Washington (L)	2
2	at BCIT	1
3	Pacific Lutheran	0
4	at Western Washington	1
1	Seattle University (L)	1
8	BCIT	3
1	at Chico State	8
1	UC Davis (Chico)	0

1972 (11-4-3)

Coach: **Cliff McCrath**
Captains: **Steve Bartlett, Ralph Rand, Doug McKenna**

0	Puget Sound	0
1	St. Louis (M)	1
1	at Central Washington-c	0#
2	at Washington	3
3	Seattle University (L)	0
1	Cal State Fullerton	3
0	UCLA (UW)	2
3	Western Wash. (UW)	0
3	California (UW)	0
3	Western Washington	0
9	Central Washington-c	1
0	at Washington	0
3	at Puget Sound	0
1	Pacific Lutheran	0
3	at Western Washington	1
3	Seattle University (L)	1
3	at Pacific Lutheran	0
2	at Chico State	3

1973 (14-4-1)

Coach: **Cliff McCrath**
Captains: **Doug McKenna, Ralph Rand**

3	at UC Riverside	1
0	Calvin College (Riv.)	0
3	Spring Arbor (Riv.)	0
9	Puget Sound	0
0	Seattle University (L)	1
6	Pacific Lutheran	0
8	Western Washington	0
0	at Washington	1
4	at Western Washington	0
3	Seattle University	1
0	UCLA (UW)	3
1	California (UW)	0
2	Seattle University (UW)	1
7	at Pacific Lutheran	1
3	Washington	1
4	Green River CC	0
1	Westmont (Davis)	3
5	at Puget Sound	1
1	at Green River CC	0

1974 (11-4-5)

Coach: **Cliff McCrath**
Captains: **Ken Covell, Gordy Issac**

3	UC Riverside (SB)	2
0	Chico St. (SB)	5
3	Biola (Santa Barbara)	4
3	Washington	1
5	Puget Sound	1
3	San Francisco (UW)	3
1	San Jose State (UW)	1
1	Santa Clara (UW)	3
4	at Puget Sound	1
1	Pacific Lutheran	0
1	at Western Washington	1
6	Western Washington	1
2	at Seattle University	0
9	at Pacific Lutheran	1
1	at Washington	1
0	Seattle University	0
3	at Cal State Hayward	2
2	at Cal State Fullerton	1
3	Eastern Illinois (St. Louis)	2
2	Adelphi (St. Louis)	3

1975 (14-4-5)

Coach: **Cliff McCrath**
Captains: **Dave Ellis, Kit Zell**

6	at Puget Sound	1
1	Biola (Santa Barbara)	1
1	at Westmont	1
1	at UC Santa Barbara	0
3	Oregon State (UW)	0
5	Oregon (UW)	0
4	San Jose State (UW)	4
1	at Washington	1
1	California (UW)	0
3	Seattle University	1
3	Washington (WS)	6*
1	at Simon Fraser	4
4	at Western Washington	1
6	Washington State (OSU)	1
3	Malaspina (Corvallis)	0
4	at Pacific Lutheran	1
1	Seattle University	1
4	Puget Sound (Q)	0
0	at Washington	4
2	UC Davis	1
2	Cal State Hayward	1*
1	Adelphi	0
1	Baltimore	3

1976 (14-5-1)

Coach: **Cliff McCrath**
Captains: **Dan Dapper, Jose Reyes**

10	Fresno Pacific (I)	0
3	at UNLV	1
1	at Westmont	0
4	Biola (Santa Barbara)	1
0	Chico State (SB)	1
0	Seattle University	0
4	Washington State (UW)	0
1	Simon Fraser (UW)	0#
1	at Washington	2
2	Washington	1
3	Oregon (Corvallis)	2
3	at Oregon State	1
1	Simon Fraser	0
3	Pacific Lutheran	0
1	at Simon Fraser	5

3	Seattle University	1
1	Western Washington	0#
0	at Washington	1
3	at Puget Sound	0
2	Chico State	3*

1977 (13-6-3)

Coach: **Cliff McCrath**
Captains: **Dan Dapper, Jamie Deming**

4	at Chico State	2
2	at Stanford	0
3	U.S. International (Biola)	3
6	U. Dublin (Biola)	0
0	Chico State (Biola)	2
4	Oregon (Q)	2
1	Seattle University	1
2	at Simon Fraser	5
6	at Western Washington	0
3	at Pacific Lutheran	1
4	Puget Sound (Q)	1
0	Washington	1
2	Green Bay (Wheaton)	3
1	at Wheaton	0
1	at Washington	4
6	Oregon State (Q)	1
3	Seattle University	1
2	Simon Fraser	2
2	at UC Davis	1
2	San Francisco State	1
2	Green Bay (Miami)	1
1	Alabama A&M (Miami)	2

1978 (18-5-4)

Coach: **Cliff McCrath**
Captain: **Jamie Deming**

2	Westmont	3
4	Spring Arbor	0
2	Wheaton	0
5	at Air Force	0
1	at Colorado College	1
0	at Metro State	0
6	at Brigham Young	1
4	Cal State Hayward (Frs)	1
1	at Fresno Pacific	2
1	Santa Clara (Fresno)	1
2	at Puget Sound	0
7	Pacific Lutheran	0
3	at Oregon	1
4	at Oregon State	2
1	Western Washington	0
8	Lewis & Clark	0
1	Washington	4
2	Seattle University	0
1	Simon Fraser	0
3	Portland	2
1	at Washington	1
0	at Simon Fraser	1
2	Seattle University	3
2	Chapman	0
2	San Francisco St. (H)	1
1	So. Connecticut (Miami)	0*
1	Alabama A&M (Miami)	0*

1979 (16-5-3)

Coach: **Cliff McCrath**
Captain: **Ric Miller**

1	Santa Clara (UW)	1*
2	SIU Edwardsville (UW)	1
7	at Harvard	2

ALL-TIME RESULTS

1	at Yale	3
3	at Texas Christian	0
1	at SMU	2
0	at UNLV	2
4	Biola (Santa Barbara)	2
2	U.S. International (SB)	0
6	San Francisco State (SB)	2
5	Oregon	2*
7	Oregon State	1
2	Simon Fraser	1
0	at Washington	0*
2	Seattle University	1
0	at Simon Fraser	1
6	at Puget Sound	0
1	at Portland	1*
3	at Washington	1
4	at Western Washington	0
5	at Seattle University	0
3	Chapman	0
0	Alabama A&M (Miami)	1*
1	So. Connecticut (Miami)	0*

1980 (15-3-5)

Coach: **Cliff McCrath**
Captains: **Terry McGill, Jim McKay**

0	at Santa Clara	0*
1	Chico St.(Santa Clara)	1*
0	at Cal State Northridge	0*
3	at Chapman	0
1	Humboldt State (Chico)	0
0	U.S. International (Chico)	2
2	at Chico State	0
5	Puget Sound	0
7	Central Washington	0
5	Seattle University	0
3	Fresno Pacific	0
4	at Oregon	0
2	Simon Fraser	2*
1	at Washington	0
1	Eastern Illinois (Wheaton)	3
7	Covenant (Wheaton)	0
2	Washington	0
3	at Seattle University	0
1	at Simon Fraser	1*
3	Portland	1
10	Western Washington	0
2	Chico State	3*

1981 (15-5-3)

Coach: **Cliff McCrath**
Captains: **Jon Jones, Bruce Raney, Sergio Soriano**

4	Whitworth	0
2	Westmont	0
1	Chico State	2
3	at Florida International	1
1	at Tampa	1*
1	at Rollins	1*
3	at Jacksonville	1
1	Northeast Louisiana (Jax)	0
6	Brigham Young	1
4	Oregon State	0
5	Seattle University	0
2	at Washington	2*
1	Simon Fraser	0*
0	at Portland	2
2	Washington	0
0	at Stanford	3
4	at Western Washington	1

1	at Simon Fraser	2
2	Oregon	0
7	at Seattle University	2
2	at Chico State	3

1982 (13-7-1)

Coach: **Cliff McCrath**
Captain: **Dan Pingrey**

4	Bethel	0
0	Washington	3
0	Chico State	1*
2	Fresno State	4
4	at UC San Diego	1
3	at San Diego	1
0	at San Diego State	2
1	at U.S. International	2
2	at Point Loma	0
1	Seattle University	0
1	Washington	2
6	Warner Pacific	0
5	Portland	4
2	at Puget Sound	0
2	Simon Fraser	2*
8	Gonzaga	0
3	San Jose State (Santa Bar.)	1
8	at Westmont	0
3	Western Washington	2
4	at Seattle University	2
1	at Washington	2

1983 (16-4-1)

Coach: **Cliff McCrath**
Captains: **Brad Elmenhurst, Doug Backous**

5	Biola	2
3	Chico State	1
2	U.S. International	3
6	at New Orleans	1
2	at Florida International	3
3	at Jacksonville	0
2	at Georgia State	1
6	at Seattle University	1
0	at Simon Fraser	2
3	Gonzaga	1
3	Oakland (Wheaton)	1
2	at Wheaton	1
5	Seattle University	0
1	at Washington	1*
3	at Warner Pacific	2
4	Puget Sound	0
3	at Western Washington	2
0	Washington	1*
5	Missouri St. Louis	2
1	Oakland	0
1	at Tampa	0

1984 (19-6-1)

Coach: **Cliff McCrath**
Captains: **Dennis Gunnell, Tom Blahous**

4	Biola	0
3	Stanford	1
3	Westmont	1
2	at Coast Guard	0
3	at Boston University	2
0	at Rollins	1*
1	at Boca Raton	0
0	at Florida International	1
4	at Seattle University	0

1	Warner Pacific	0
2	at Gonzaga	0
0	Simon Fraser	3
0	at Washington	1
4	Metro State	0
3	Seattle University	1
1	Whitworth (Sh)	0
2	at Brigham Young	0
0	at UNLV	0*
6	at Puget Sound	1
2	Western Washington	0
2	Washington	1
0	at Portland	1
1	Oakland	0+
2	Davis & Elkins	1+
2	at Missouri-St. Louis	1+
0	Florida International	1*

1985 (20-3-0)

Coach: **Cliff McCrath**
Captains: **Kevin O'Keefe, Todd Reichert, John Richardson**

3	Biola (Chico)	0
4	Chapman (Chico)	0
4	St. Mary's (Chico)	0
4	at Santa Clara	0
2	at Cal State Hayward	1*
8	at Cal Poly Pomona	0
0	at Air Force	1
7	Whitworth	1
6	Rollins	0
6	Portland	1
1	at Western Washington	0
1	Puget Sound	0
1	at Warner Pacific	3
9	Seattle University	0
5	at Washington	3
11	Gonzaga (R)	0
3	Pacific Lutheran	1
0	at Simon Fraser	0*
1	Washington	2*
3	Cal Poly Pomona (Sh)	1
3	at Cal State Northridge	2
2	Davis & Elkins (K)	1
3	at Florida International	2

1986 (17-4-2)

Coach: **Cliff McCrath**
Captains: **Scott Cairns, Kelly Le Bard**

8	So. Calif. Coll. (Orange)	0
2	Westmont (Orange)	1
1	at Chapman	0
0	at Boca Raton	2
1	at Florida International	2*
5	at Barry	0
3	Liberty (Wheaton)	0
3	at Wheaton	1
1	UCLA (exhibition)	2
2	Warner Pacific	3
0	at Washington (R)	0*
2	Pacific Lutheran	1
2	at Whitworth	1
4	at Gonzaga	0
1	Western Washington	0
0	at Portland	1
2	Simon Fraser	1
9	Seattle University	0
4	at Puget Sound	0
2	Washington	2

1	Chico State	0+
2	at Cal State Northridge	1
2	Bridgeport	1
4	Oakland	1

1987 (18-2-4)

Coach: **Cliff McCrath**
Captains: **Chris McDonald, Jeff Storrs**

6	Southern Calif. College	0
2	Pacific Lutheran	1
4	Simon Fraser	0
4	at Jacksonville	0
1	at Rollins	0
1	at Barry	1*
6	at Hofstra	2
4	at C.W. Post	0
2	UC Davis	0*
0	at Simon Fraser	2
1	Washington	1*
1	at Pacific Lutheran	0
0	Portland	0*
7	Gonzaga (R)	0
1	at Western Washington	1*
3	Evergreen	0
4	at Warner Pacific	1
2	Puget Sound	0
8	Whitworth	0
15	Seattle University	0
1	at Chapman	0
4	at Cal Poly Pomona	2*
2	Cal Poly SLO	1
0	at Cal State Northridge	1

1988 (16-6-0)

Coach: **Cliff McCrath**
Captains: **Jeff Storrs, Chris McDonald, Bob McLaughlin**

6	Southern Cal. Coll. (Chico)	0
0	at Chico State	1
1	Cal State Northridge (Ch.)	0#
0	at Sacramento State	2
3	at Cal State Hayward	1*
0	at Santa Clara	1
3	at Cal Poly Pomona	2
2	at Cal State Northridge	0
2	Cal State L.A. (R)	1
1	at Washington	3
1	Evergreen (R)	0
2	Oregon State	0
3	Warner Pacific	0
1	at Pacific Lutheran	0
1	Simon Fraser	0
6	Puget Sound	1
2	Seattle University	0
0	at Portland	1
2	Western Washington	1
3	at Miami (Ohio)	0
2	at Ohio State	1
2	Cal State Northridge	3*

1989 (9-8-2)

Coach: **Cliff McCrath**
Captains: **Reece Olney, Steve McCrath**

4	Jacksonville (Las Vegas)	0
1	at UNLV	3
3	Southern Calif. Coll. (Or.)	1
2	Northeast Missouri (Or.)	2*
0	Chico State (Orange)	1
1	at Navy	2

ALL-TIME RESULTS

2	at Florida International	1
1	Southern Florida (Miami)	3*
3	Cal Poly Pomona (R)	1
5	George Fox (R)	1
1	Washington	2*
3	Sonoma State (R)	3*
1	Pacific Lutheran	3
1	at Simon Fraser	4
1	at Warner Pacific	0#
3	Metro State (R)	0
1	Portland	2*
1	at Whitworth	0
2	Ohio State (R)	0

1990 (15-3-4)

Coach: **Cliff McCrath**

Captain: **Randy Karr**

3	Tulsa (Colo. Springs)	1
2	at Air Force	2*
5	Hawaii Pacific (PLU)	0
4	Seattle University (PLU)	0
4	at Pacific Lutheran	0
1	at Cal State LA	0
0	at Cal State Fullerton	0*
0	at UC Santa Barbara	3
1	at Cal Poly Pomona	0*
3	at San Diego	3*
1	Seattle University (R)	0
1	Simon Fraser	0
2	at Pacific Lutheran	1
5	Tampa (Spartanburg, SC)	3
4	The Master's (R)	0
1	at Western Washington	0
3	Warner Pacific (R)	1
0	at Portland	3
1	at Washington	1*
1	Sonoma State	0
2	at Florida Tech	1
0	Southern Connecticut	1+

1991 (17-2-1)

Coach: **Cliff McCrath**

Captain: **Todd Haley**

1	Cal State Fullerton (LV)	0
3	at UNLV	0
1	Cal St. Bakersfield (Chico)	0
3	Oregon State (Chico)	1
2	at Chico State	0
5	at Barry	1
1	Florida Internat'l (Tampa)	4
1	at South Florida	2*
3	George Fox (Sm)	0
3	Pacific Lutheran (M)	0
1	Portland	0
2	Tampa (Rollins)	0
3	at Rollins	0
2	at Simon Fraser	0
2	Western Washington (M)	0
4	Whitworth (N)	0
6	Seattle University (Sh)	0
0	Grand Canyon (Sm)	0*
3	Washington (M)	2
3	Cal Poly SLO	3#

1992 (16-3-1)

Coach: **Cliff McCrath**

Captains: **Jason Farrell, James Dunn**

4	at St. Mary's	1*
1	at Fresno State	2

0	at Oregon State	2
4	Chico State (Corvallis)	1
5	at Tufts	0
3	Long Island (New Haven)	0
2	at Southern Connecticut	0
4	at C.W. Post	0
1	Seattle University (M)	0
1	at Portland	4
3	Whitworth	0
0	3 The Master's (R)	0
6	Simon Fraser (M)	0
8	Western Washington	1
7	Pacific Lutheran	1
9	Evergreen	1
2	at Stanford	1
3	at Sonoma State	1*
1	at Cal State L.A.	0+
1	So. Connecticut (Tampa)	1+

1993 (18-2-1)

Coach: **Cliff McCrath**

Captains: **James Dunn, Jason Dunn**

9	Gordon (Chico)	0
5	at Chico State	0
5	Cal State L.A. (Baker)	0
2	at Cal State Bakersfield	0
3	at New Mexico	4*
1	Regis (Albuquerque)	0*
2	UC San Diego (USD)	1
4	at San Diego	3*
1	at Pacific Lutheran	0
3	George Fox	0
0	at USC Spartanburg	3
8	Tampa (Spartanburg)	4
6	Western Washington (Sm)	0
4	at Simon Fraser	0
6	Portland	2*
1	Washington	0*
3	Seattle University	0
5	Portland State	1
4	Sonoma State	0
5	at Florida Tech	5+
1	So. Connecticut (FIT)	0@

1994 (14-5-4)

Coach: **Cliff McCrath**

Captains: **Dion Earl, John Heimbigner**

5	Chico State	1
3	Regis	0
2	Cal St. Fullerton (Fresno)	2*
1	at Fresno State	3
5	at Barry	3
10	at Nova Southeastern	1
3	at Eckerd	0
1	So. Connecticut (Tampa)	3
4	USC Spartanburg (Tampa)	2
2	Pacific Lutheran	1
3	at Portland State	3*
2	at Seattle University	1*
6	Simon Fraser	2
0	at Portland	2
4	Western Washington	0
3	George Fox	2
1	Denver (Sm)	1*
0	at Washington	1
3	CS San Bernardino (Phx)	2
2	at Grand Canyon	0
7	Cal State L.A.	0

2	at Cal State Bakersfield	2+
4	Oakland (Tampa)	6*

1995 (13-7-0)

Coach: **Cliff McCrath**

Captains: **Travis Connell, Todd Stauber**

3	at Wheaton	1*
3	Westmont (Wheaton)	2
1	at So. Connecticut	4
0	Tampa (New Haven)	2
0	at UNLV	3
3	Sonoma State (Chico)	2
3	San Francisco St. (Chico)	2
1	at Chico State	0
1	Point Loma Nazarene (B)	2
3	Cal State Bakersfield	2
2	Puget Sound	0
3	at Simon Fraser	2
4	Western Washington	1
1	Portland	2
3	Central Washington	0*
2	Seattle University	0
1	Hawaii Pacific	0
3	at Air Force	2
0	at Washington	2
0	Grand Canyon	1

1996 (12-8-2)

Coach: **Cliff McCrath**

Captains: **Chuck Granade, Caleb Connell, Dominic Dickerson**

1	Incarinate Word (Dallas)	2
1	West Texas A&M (Dallas)	0
4	Belhaven (Mobile)	3
0	at Mobile	1
1	at Chico State	3
3	So. Calif. Coll. (Chico)	0
3	at Cal State Bakersfield	4*
2	Humboldt State (J)	0
5	Tampa (J)	3*
0	USC Spartanburg (J)	1
4	Puget Sound	2
1	at Portland	3
4	Central Washington	0
1	at Regis	0
1	at Colorado Mines	3
2	Western Washington	0
0	Seattle University (M)	0*
2	Simon Fraser (B)	1
3	Whitworth	1
1	Washington	1*
2	at Cal State Bakersfield	0
1	at Grand Canyon	2*

1997 (12-8-1)

Coach: **Cliff McCrath**

Captains: **Geoff Martin, Marc Skipper**

3	Sonoma State	2
1	at Cal St. Dominguez Hills	0
2	at Cal St. San Bernardino	1*
1	at San Diego State	2
2	at UNLV	1*
6	Chico State	0
1	Cal State L.A.	2
0	Puget Sound	0*
4	Colorado Christian	1
1	Tampa (Spartanburg)	5
1	S. Conn. (Spartanburg)	3

4	Portland	3
0	at Simon Fraser	3
4	Regis	1
9	Western Washington	0
0	at Seattle University	3
3	Cal State Bakersfield	2
6	Grand Canyon	0
0	at Washington	3
4	Fort Lewis	1
3	at Cal State Bakersfield	4*

1998 (14-7-2)

Coach: **Cliff McCrath**

Captains: **Joel Cooke, Mark Collings, Seth Altschuler**

1	at Cal State Bakersfield	3
1	at Sonoma State	1*
4	San Francisco St. (Chico)	0
4	at Chico State	0
0	at Humboldt State	0*
3	UC Davis	2
2	Incarinate Word	3
1	at Tampa	2*
1	USC Spartanburg (Tampa)	2*
3	West Texas A&M	1
2	Western Washington	0
4	Seattle University	2
3	Colo. School of Mines	0
2	Cal Poly Pomona	1
0	at Portland	1
0	Simon Fraser	1
5	at Regis	2
3	at Colorado Christian	2
3	Cal State Dominguez Hills	1
2	Washington	1
4	Fort Lewis	3
2	Grand Canyon	1*
0	Southern Conn. (Sp'burg)	3

1999 (15-4-2)

Coach: **Cliff McCrath**

Captains: **Seth Altschuler, Barth Riedel**

1	at Cal Poly Pomona	0
1	at Cal St. Dominguez Hills	0*
2	Sonoma State	0
3	Chico State	4*
1	at San Francisco State	1*
3	at UC Davis	0
3	at Coll. of Notre Dame	2*
2	Western Baptist	0
2	Cal State Bakersfield	0
0	at Washington	1
2	at Simon Fraser	0
1	Humboldt State	0
4	BYU Hawaii	0
2	Wheaton	1*
9	Montana St. Billings	2
4	Colorado Christian	1
1	Barry	0
0	at West Texas A&M	0*
3	Pacific Lutheran	0
0	at Portland	1
0	UC Davis	1

2000 (13-5-1)

Coach: **Cliff McCrath**

Captain: **Jared Dickerson**

2	at Sonoma State	0
3	at Cal State Bakersfield	1

ALL-TIME RESULTS

1	Cal Poly Pomona	2
0	at Barry	2
0	Tampa (Miami)	3
2	at Seattle University	3
4	UC Davis	1
7	BYU Hawaii	0
1	Cal State Dominguez Hills	1*
5	at Humboldt State	0
7	at Chico State	1
13	Northwest Nazarene	1
13	Montana State Billings	0
4	Seattle University	1
3	Western Washington	0
2	Simon Fraser	1
2	Pacific Lutheran	0
3	at Simon Fraser	1
0	at Cal State Dominguez Hills	4

2001 (10-8-1)

Coach: **Cliff McCrath**

Captain: **Erik Skipper**

2	Grand Canyon (at Phoenix)	1
1	Lewis (at Phoenix)	2*
1	at Chico State	3
2	at Cal State Dominguez Hills	3*
4	at Cal Poly Pomona	1
3	at UC San Diego	1
2	Sonoma State	0
3	UC Davis	2*
3	San Francisco State	2
6	Northwest Nazarene	0
0	Cal State Bakersfield	2
1	Seattle University	2
1	at Western Washington	0
0	at Seattle University	1*
3	Saint Edwards (at San Antonio)	2
3	Incarnate Word (at San Antonio)	3*
5	Humboldt State	0
0	Western Washington	1
1	Simon Fraser	2

2002 (11-6-2)

Coach: **Cliff McCrath**

Captain: **Michael Pardini**

7	at Northwest Nazarene	0
2	at San Francisco State	0
1	at Sonoma State	3
6	at Humboldt State	0
1	at UC Davis	2
3	Notre Dame de Namur	1
1	at Simon Fraser	5
1	at Western Washington	1**
4	Chico State	0
2	Cal State Dominguez Hills	1
3	Montana State Billings	0
2	at Seattle University	3
3	Grand Canyon	0
3	at Cal Poly Pomona	2**
2	at Cal State Bakersfield	3
6	Simon Fraser	0
1	Seattle University	1**
0	Western Washington	1
5	Humboldt State	0

2003 (9-8-2)

Coach: **Cliff McCrath**

Captain: **Matt Laughlin**

0	at CS Dominguez Hills	2
2	Chico State (Carson, Ca.)	3
0	at Cal State Bakersfield	1*
0	CS San Bernardino (B'fld)	1
2	at Humboldt State	0

2	at Simon Fraser	2*
3	Montana State Billings	0
1	San Francisco State	0
1	Sonoma State	0
1	at Western Washington	1*
2	at Seattle University*	3
3	Pacific Lutheran	2
1	at Grand Canyon	0
1	CS San Bernardino (Ph'x)	2
3	Humboldt State	2
0	Simon Fraser	2
2	Seattle University	3*
0	Western Washington	1
2	UC Davis	1

2004 (13-3-2)

Coach: **Cliff McCrath**

Captain: **James Ward**

0	Cal State Dominguez Hills	1
1	Cal Poly Pomona	0
2	CS San Bernardino (SSU)	0
1	at Sonoma State	1**
3	at San Francisco State	1
3	at Humboldt State*	0
2	Tampa (Miami Shores, FL)	1
3	at Barry	2**
4	at Nova Southeastern	3
5	Montana State Billings	1
3	Humboldt State*	2
0	Seattle University*	2
1	at Western Washington*	0
1	Simon Fraser	1**
3	Grand Canyon	1
4	Chico State	1
1	at Seattle University*	2*
1	Western Washington*	0

2005 (15-3-3)

Coach: **Cliff McCrath**

Captain: **Ross Vaillancourt**

1	at Chico State	0
2	Fresno Pacific (Chico)	2*
4	San Francisco State	0
2	Sonoma State	0
1	at Cal Poly Pomona	0*
1	at CS San Dominguez Hills	2
2	at Cal State Bakersfield	0
1	at Regis	1**
3	at Metro State	2
3	Grand Canyon	0
0	Humboldt State*	0**
3	Western Washington*	0
2	Simon Fraser	0
1	at Seattle University*	2
3	Notre Dame de Namur	1
2	at Grand Canyon	1
1	Cal St. Monterey Bay (Phoenix)	0
5	at Western Washington*	0
1	Seattle University*	0
2	Sonoma State (CSDH)	0
1	at CS San Dominguez Hills 2*	

Legend

Team * = GNAC

Forfeit to SPU

* Overtime

** Double Overtime

+ Overtime/Tiebreaker

^ NCAA Finals

Note: Tiebreaker results were recorded officially as wins or losses until 1991, when each team was credited with a tie

Home Sites

Interbay Field	1968-72
Queen Anne Bowl	1973-74
Memorial Stadium	1976-90
Newport Stadium	1991-1996
Interbay Stadium	1997-05

Exceptions to above dates: Bellevue Stadium (B),

Husky Stadium (H), Interbay Field (I), Juanita

Stadium (J), Kingdome (K), Lower Woodland Park

(L), Memorial Stadium (M), Queen Anne Bowl (Q),

Sammamish Stadium (Sm), Shoreline Stadium (Sh),

Redmond Stadium (R), West Seattle Stadium (WS)

SERIES RECORDS

All-Time Series Records

Great Northwest Athletic Conference (Div. II)

Seattle University ('05)	35-18-9	W-1
Western Washington ('05)	35-9-4	W-5

California Collegiate Athletic Association (Div. II)

<i>Team (Last year met)</i>	<i>W-L-T</i>	<i>Streak</i>
UC San Diego ('01)	3-0-0	W-3
Cal Poly Pomona ('05)	12-1-0	W-4
Cal State Bakersfield ('05)	8-6-1	W-1
Cal State Chico ('05)	15-15-1	W-2
Cal State Dominguez Hills ('05)	4-6-1	L-4
Cal State Los Angeles ('97)	5-1-0	L-1
Cal State Monterey Bay ('05)	1-0-0	W-1
Cal State San Bernardino ('04)	3-2-0	W-1
Cal State Stanislaus (1st meeting)		
Humboldt State ('05)	10-0-2	T-1
San Francisco State ('05)	10-0-1	W-5
Sonoma State ('05)	11-1-3	W-2

Mountain Pacific Sports Federation (Div. I)

Cal Poly San Luis Obispo ('91)	2-0-0	W-2
Cal State Fullerton ('94)	2-1-2	T-2
Cal State Northridge ('88)	4-2-1	L-1
California ('81)	3-0-0	W-3
UCLA ('73)	0-2-0	L-2
UC Santa Barbara ('90)	1-1-0	L-1
Oregon State* ('92)	2-1-0	L-1
Sacramento State ('88)	1-0-0	W-1
Stanford ('92)	3-1-0	W-2
Washington ('99)	12-28-14	L-1

Northwest Conference (NAIA)

George Fox ('94)	4-0-0	W-4
Lewis & Clark ('78)	1-0-0	W-1
Pacific Lutheran ('03)	26-1-0	W-9
Puget Sound ('97)	24-2-4	T-1
Whitworth ('96)	9-0-0	W-9

Pacific West Conference (Div. II)

BYU Hawaii ('00)	2-0-0	W-2
Grand Canyon ('05)	9-2-1	W-8
Hawaii Pacific ('95)	2-0-0	W-2
Notre Dame de Namur ('05)	3-0-0	W-3

Sunshine State Conference (Div. II)

Barry ('04)	5-1-1	W-1
Eckerd ('94)	1-0-0	W-1
Florida Tech ('93)	1-0-1	T-1
Lynn ('86)	1-1-0	L-1
Nova Southeastern ('04)	2-0-0	W-2
Rollins College ('91)	3-1-1	W-3
Tampa ('04)	5-4-1	W-1

West Coast Conference (Div. I)

Gonzaga ('87)	6-0-0	W-6
Portland ('99)	7-12-2	L-2
St. Mary's ('92)	2-0-0	W-2
San Diego ('93)	2-0-1	W-1
San Francisco ('74)	0-0-1	T-1
Santa Clara ('88)	1-2-3	L-1

Rocky Mountain Athletic Conference (Div. II)

Colorado Christian ('99)	3-0-0	W-3
Colorado School of Mines ('98)	1-1-0	W-1
Colorado - Colorado Springs (1st meeting)		
Denver ('94)	1-0-0	W-1
Fort Lewis ('98)	2-0-0	W-2
Metropolitan State ('05)	3-0-1	W-2
Regis ('05)	5-0-1	T-1

Western Athletic Conference (Div. I)

Air Force ('95)	2-1-1	W-1
Fresno State ('94)	2-3-0	L-3
UNLV ('97)	3-3-1	W-1
New Mexico ('93)	0-1-0	L-1
San Diego State ('97)	0-2-0	L-2
San Jose State ('82)	1-0-2	W-1
Texas Christian ('79)	1-0-0	W-1
Tulsa ('90)	1-0-0	W-1

Selected Others

Adelphi ('75)	1-1-0	W-1
Alabama A&M ('79)	1-2-0	L-1
Baltimore ('75)	0-1-0	L-1
Boston University ('84)	1-0-0	W-1
Bridgeport ('86)	1-0-0	W-1
UC Davis ('03)	9-2-0	W-1
Cal State Hayward ('88)	5-0-0	W-5
Coast Guard ('84)	1-0-0	W-1
College of Notre Dame ('99)	1-0-0	W-1
C.W. Post ('92)	2-0-0	W-2
Davis & Elkins ('85)	2-0-0	W-2
Eastern Illinois ('80)	1-1-0	L-1
Evergreen ('92)	3-0-0	W-3
Florida International ('91)	3-5-0	L-1
Fresno Pacific ('05)	2-1-1	T-1
Harvard ('79)	1-0-0	W-1
Hofstra ('87)	1-0-0	W-1
Incarnate Word ('01)	0-2-2	T-1
Jacksonville ('89)	4-0-0	W-4
Lewis ('01)	0-1-0	L-1
Long Island ('92)	1-0-0	W-1
Miami-Ohio ('88)	1-0-0	W-1
Missouri St. Louis ('84)	2-0-0	W-2
Montana St. Billings ('04)	5-0-0	W-5
Navy ('89)	0-1-0	L-1
Northwest Nazarene ('02)	3-0-0	W-3
Oakland ('86)	4-0-0	W-4
Ohio State ('89)	2-0-0	W-2
St. Edwards ('01)	1-0-0	W-1
St. Louis ('72)	0-0-1	T-1
Simon Fraser ('05)	21-15-6	W-1
South Carolina Spartanburg ('98)	1-2-0	L-2
South Florida ('91)	0-2-0	L-2
Southern Connecticut State ('98)	4-5-1	L-4
SIU Edwardsville ('79)	1-0-0	W-1
Southern Methodist ('79)	0-1-0	L-1
Truman State ('89)	0-0-1	T-1
West Texas A&M ('99)	2-0-1	T-1
Western Baptist ('99)	1-0-0	W-1
Wheaton ('99)	6-0-0	W-6
Yale ('79)	0-1-0	L-1

Boldface indicates 2006 non-conference opponents

*SPU vs varsity teams; does not include results with club forerunner